

ROMACT infographic



Snapshot April 2019



*the ROMACT process takes between 18 and 22 months of implementation

105 in
BULGARIA & ROMANIA

25 000 €

invested by ROMACT /
municipality / year

Municipalities in ROMACT (October 2013 - April 2019).

BULGARIA




ROMANIA



Total figures comprise ongoing, closed
and excluded municipalities.

ROMACT Overview



The ROMACT Methodology consists in 4 steps, implemented over 18 - 22 months, as described in the ROMACT Handbook (available in the Resources section of ROMACT website: <http://coe-romact.org/>)



STEP 1 - Becoming Committed

103 /105

Municipalities committed to implement the ROMACT Programme



STEP 2- Agreeing on Needs and Plans

105 /105

Local Capacity Assessment done



STEP 3 - Translating the Community Priorities List into concrete measures and projects

84 /105

have Joint Action Plans elaborated by the Community in cooperation with the Local Authorities.



STEP 4 - Funding, implementing and monitoring of the process

95 /105

Municipalities where Local Authorities were involved in ROMACT capacity building activities

103 /105

Municipalities appointed a Coordinator for the ROMACT Programme

93 /105

Municipalities where Community Needs were assessed

62 /105

Joint Action Plans adopted by Local Councils

105 /105

Municipalities where screening of funding was conducted with the help of ROMACT experts

63 /105

Municipalities created a Municipal Taskforce for Roma inclusion

89 /105

Municipalities where community priorities were listed in preparation for the Joint Action Plans

26 /105

Joint Action Plans included in the mainstream Local Development Strategies

56 /105

Municipalities where project proposals were submitted for funding

95 /105

Community Action Groups established

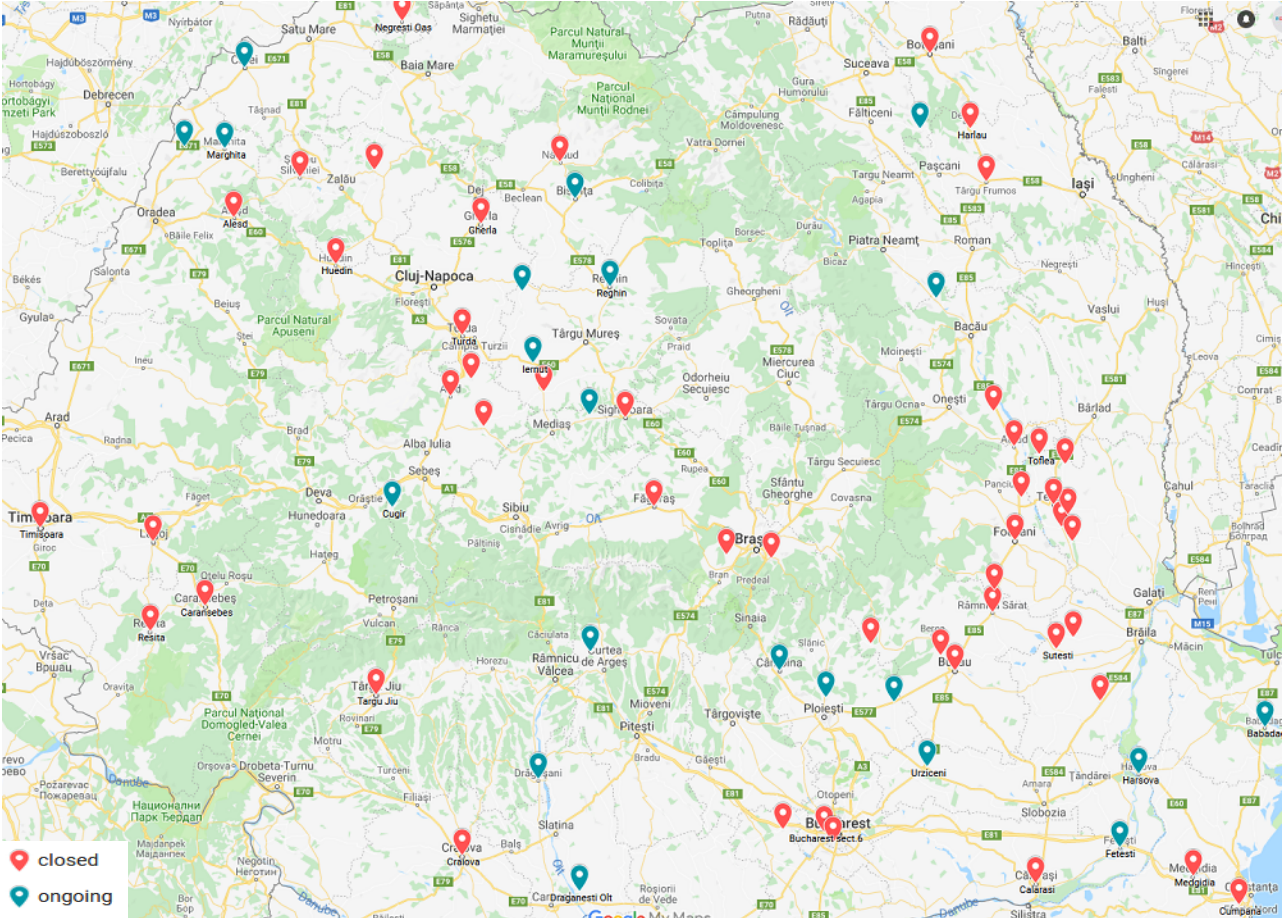
69 /105

Municipalities are implementing projects as a result of ROMACT

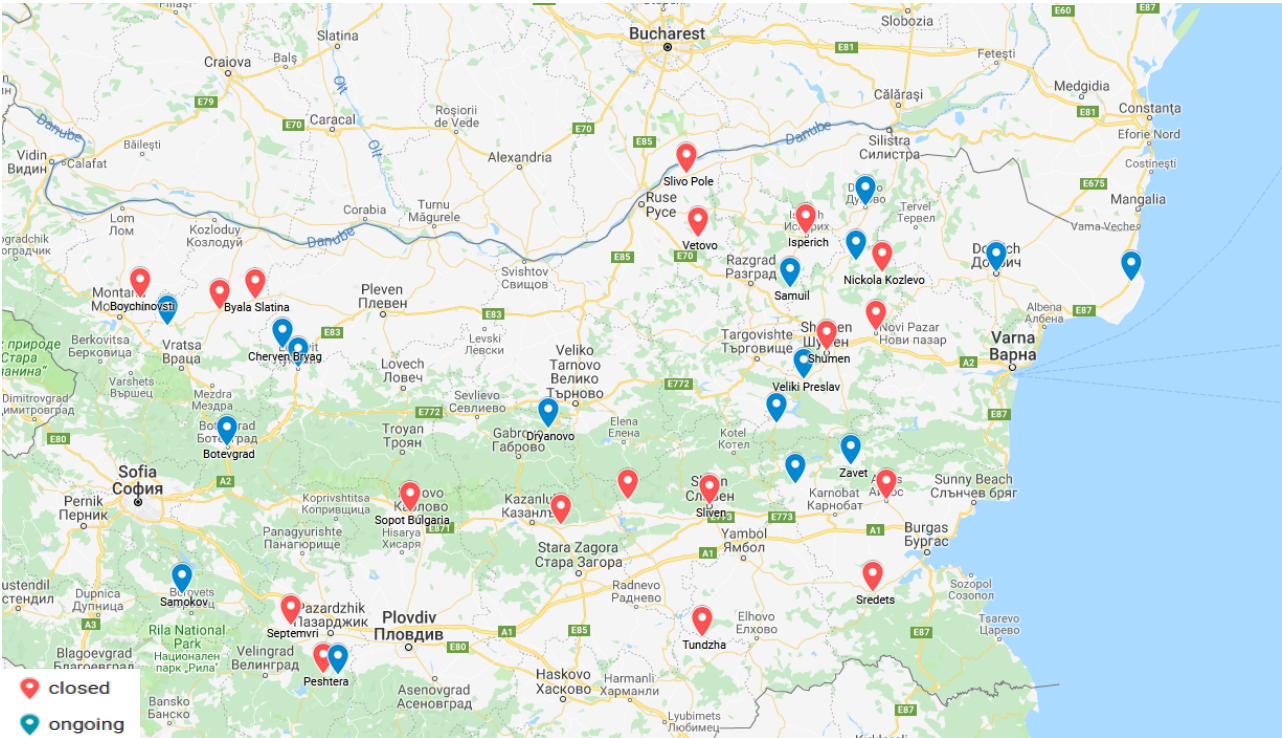
ROMACT in Romania



Snapshot April 2019



ROMACT in Bulgaria



ROMACT in Romania

 Snapshot April 2019

ROMANIA



Projects supported by ROMACT

68
Municipalities

* excluded municipalities are not counted in

50 Municipalities
ROMACT Cycle closed

18 Municipalities
ROMACT Cycle ongoing



25,000 €
invested by ROMACT / municipality / year



112,016,699€

generated through 49 projects

15,827,103€

worth of projects currently under evaluation

EXAMPLE

ROMACT in Targu Frumos

“Strategic actions for reducing number of people at poverty risk and social exclusion”

The main objective of the project FRUMOSS (Human Resources Development, Mediation, Orientation and Social Services) is reducing the risk of poverty and social exclusion by introducing integrated measures to address the access to education, health, employment and housing. The main focus of the activities is around education and employment, which represent the most pressing issues vulnerable Roma are faced with in Targu Frumos.

Expected results

The project will give access to school after school and offer counselling services, vocational training and support to business creation for 560 people.



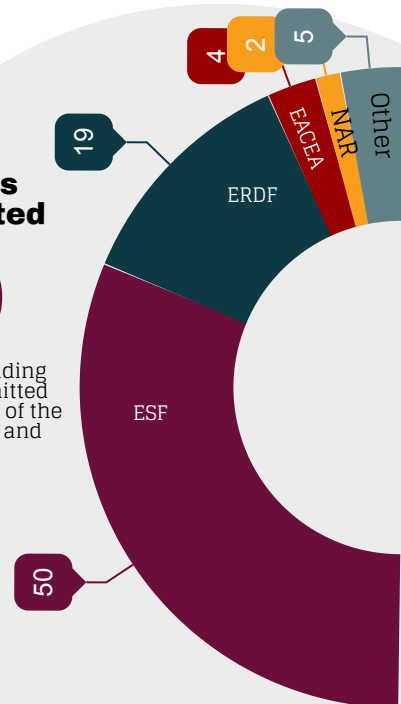
4,666,666 €

Funded under ESF, Human Capital Operational Program 'POCU - Axis 4.1 - Social inclusion and combating poverty in Roma marginalized communities

Projects submitted

80

applications for funding prepared and submitted with the assistance of the ROMACT facilitators and experts



ROMACT in Romania



Snapshot April 2019

EXAMPLES

Iernut

Modernization of the building of Primary school Lechinta



31,250 €

Funded by the National Programme for Local Development

Beneficiaries

The project benefits to 60 students

Slobozia Bradului

Equal Chance for Education



2,058,307€

Funded under the under ESF, Human Capital Operational Program- POCU - Axis 6.1

Beneficiaries

300 children in remedial educational programs, 50 teachers, 150 parents enrolled in second chance programs, 1,500 parents sensitized

Dragasani

Connection to electrical network



1,000 €

Funded by the municipality

Beneficiaries

10 Roma households

Focsani

Focsani municipality local development strategy



8,580,000€

Funded under Regional Operational Programme

Beneficiaries

Disadvantaged population from 2 Urban Marginalized Areas (ZUM) will benefit from a package of hard and soft measures

ROMACT in Romania



Snapshot April 2019

256

different interventions, measures and activities funded mainly through local, regional and national budgets

Examples of activities from the Joint Action Plans / Strategies implemented

Small Infrastructure

projects implemented
(water & sewage systems repair, cleaning, speed bumpers, waste collection set up)

15

cities invested local budget



Health

related activities

(information/vaccination campaigns, support in registering for health insurance/ family GP etc.)

20

cities invested local budget

Social housing

projects (building or rehabilitation)

9

cities invested local budget



Mediation

mediators and Roma experts hired by local authorities

10

municipalities

Education

projects implemented

(Second Chance schools, School after school Programmes, campaigns against drop-out, kindergartens construction)

30

cities invested local budget



IDs

ownership or registration cases addressed by local authorities in 5 municipalities

5

cities invested local budget

Infrastructure

projects implemented
(roads, bridges, sewage and electricity network constructions)

32

cities invested local budget



ROMACT in Romania



Snapshot April 2019

92

training and coaching sessions in 15 months

Examples of capacity building activities

Jibou
CAG training on fundraising at local level

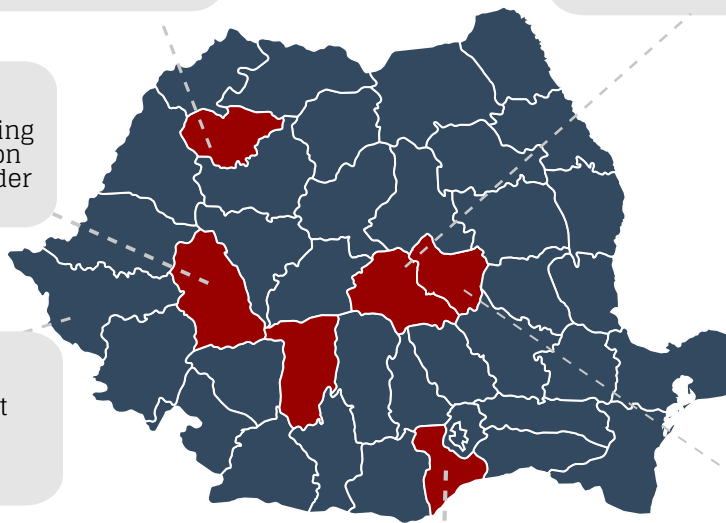
Fagaras
Local Authorities training on preventing child separation from family

Vulcan
Local authorities training on the implementation of projects funded under HCOP

" The ROMACT training I participated in increased my knowledge very much. I would summarize everything in one word: professional! Municipal training activities are now organised following that model "

Mayor of Bolintin Vale

Bujoreni
Public procurement expert training
10 municipalities



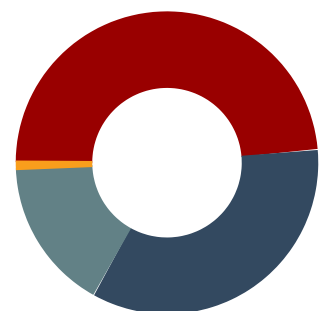

Bolintin Vale
CAG and Local Authorities joint training on Local Development Strategy

Covasna
Accessing structural and cohesion funds
11 municipalities

985

participants to training & coaching sessions in 15 months

Training target groups



■ Local Authorities (LA) (48.39%)
■ CAG (34.41%) ■ LA & CAG (16.13%)
■ Other (1.08%)

ROMACT in Bulgaria

BULGARIA



Snapshot April 2019

33

Municipalities*

24

Municipalities
Cycle closed

9

Municipalities
ROMACT Cycle ongoing

* excluded municipalities are not counted

Projects supported by ROMACT

25,000 €

invested by ROMACT / municipality / year



14,713,622 €

generated through 44 projects



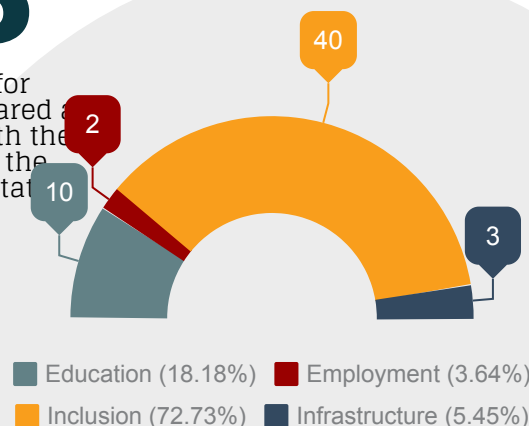
489,492 €

worth of projects currently under evaluation

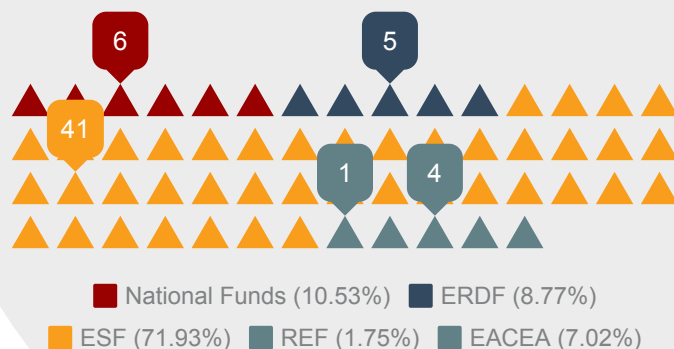


56

applications for funding prepared and submitted with the assistance of the ROMACT facilitators and experts



Distribution by field



Funding sources

EXAMPLES

ROMACT in Sungurlare

Early child development opportunities for Roma children



Addressing functional illiteracy among Roma students in partnership with the Center of Expertise of Social Welfare in S-E Finland

Beneficiaries

150 children between 0-6 years old from vulnerable families

98,273 €

Funded under OPHRD Transnational Cooperation

ROMACT in Samuil

Socio-economic integration and access to education

Integrated project for citizens from vulnerable groups with improvement of access to education, employment, social & health services

Beneficiaries

400 citizens from vulnerable groups (low educated, unemployed, unschooled and children & students from Roma background)

435,631 €

Funded under OPHRD-OPSEISG integrated procedure



ROMACT in Bulgaria

BULGARIA



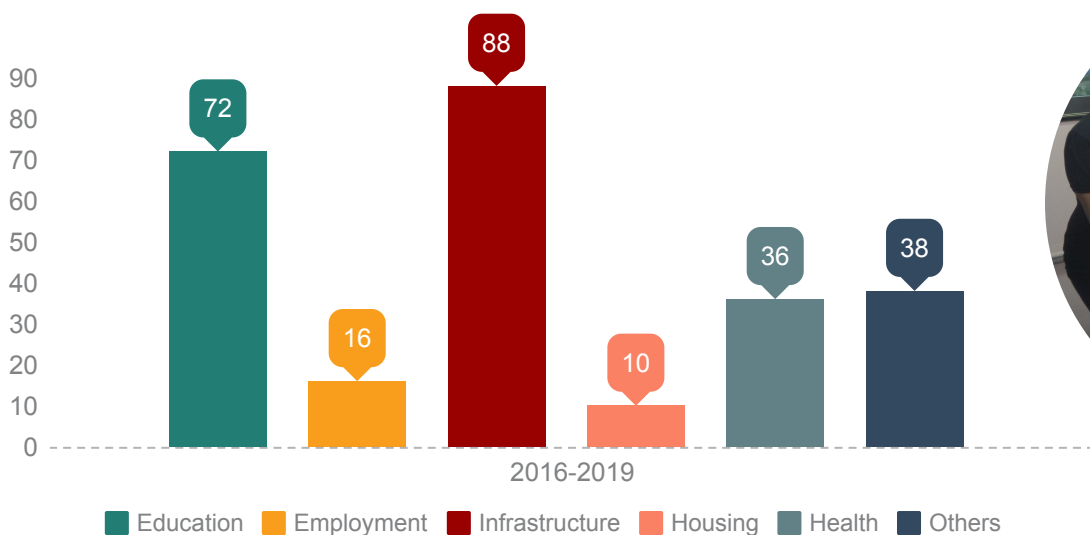
Snapshot April 2019

Examples of activities from the Joint Action Plans / Strategies implemented

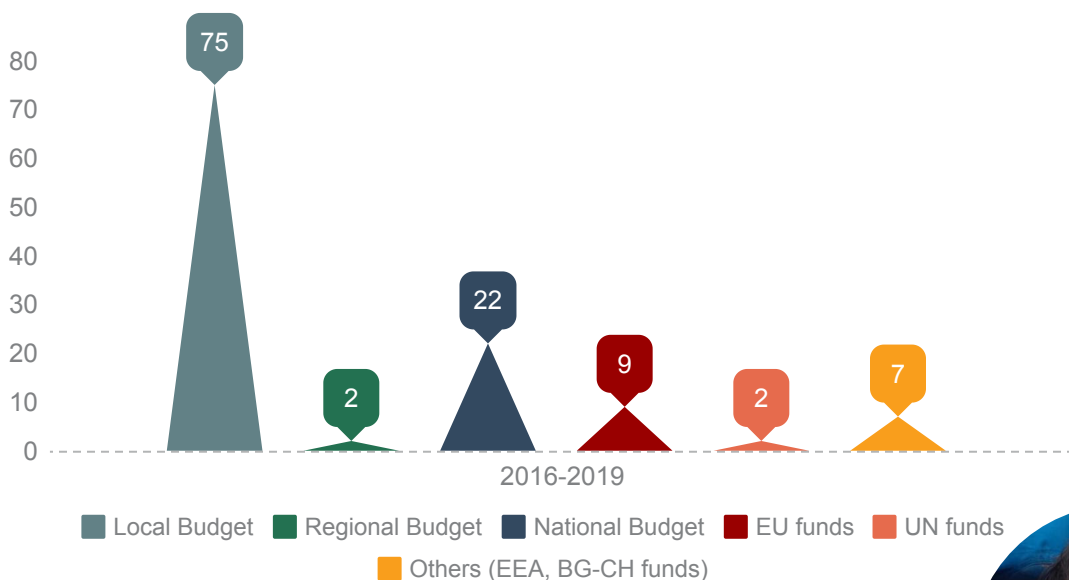
127

different interventions, measures and activities funded mainly through local, regional and national budgets

Distribution by field



Distribution by sources of funding



ROMACT in Bulgaria

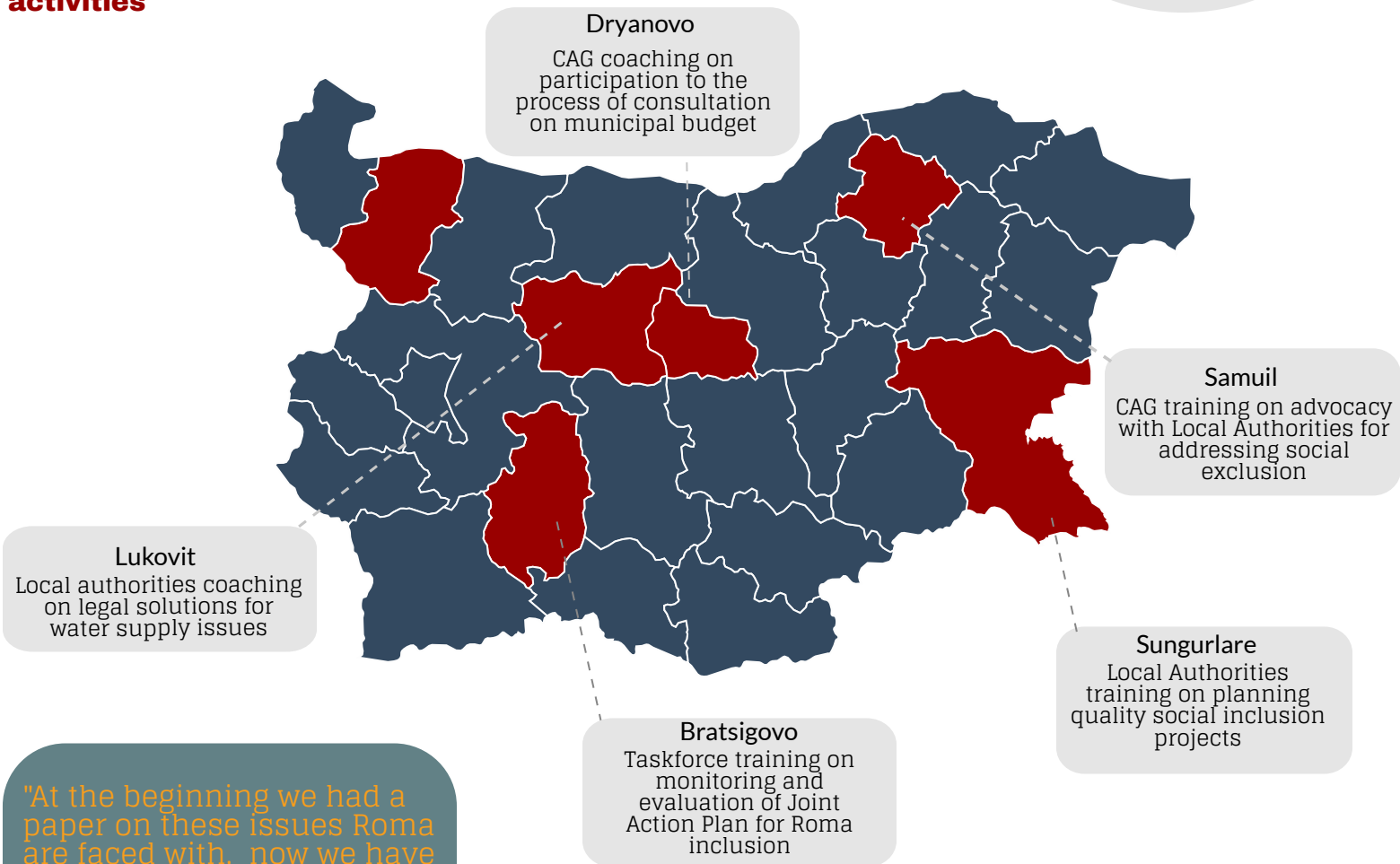
79

training and coaching
sessions in 15 months



Snapshot April 2019

Examples of capacity building activities



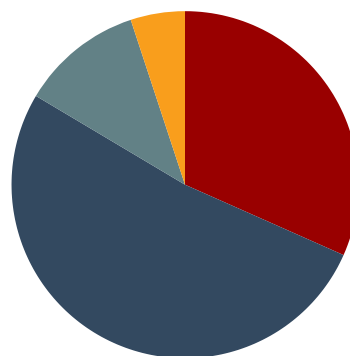
"At the beginning we had a paper on these issues Roma are faced with, now we have a plan. This is how ROMACT helped us."

Local Representative, Bratsigovo

Training target groups

674

participants to training & coaching sessions



Local Authorities (LA) (31.65%) CAG (51.90%) LA & CAG (11.39%) Other (5.06%)

