

ROMACT Overview



Snapshot December 2019

The ROMACT Methodology consists in 4 steps, implemented over 18 - 22 months, as described in the ROMACT Handbook (available in the Resources section of ROMACT website: <http://coe-romact.org/>)

105* in BULGARIA & ROMANIA

ROMACT Municipalities (October 2013 - December 2019)

In addition to Bulgaria and Romania, ROMACT was implemented in Czech Republic, Hungary, Italy and Slovakia between 2013 and 2017



**STEP 1 -
Becoming
Committed**

103 /105

Municipalities committed to implement the ROMACT Programme



**STEP 2-
Agreeing on
Needs and
Plans**

105 /105

Local Capacity Assessment done



**STEP 3 - Translating the
Community Priorities List
into concrete measures
and projects**

86 /105

have Joint Action Plans elaborated by the Community in cooperation with the Local Authorities.



**STEP 4 - Funding,
implementing and
monitoring of the
process**

96 /105

Municipalities where Local Authorities were involved in ROMACT capacity building activities

103 /105

Municipalities appointed a Coordinator for the ROMACT Programme

98 /105

Municipalities where Community Needs were assessed

67 /105

Joint Action Plans adopted by Local Councils

105 /105

Municipalities where screening of funding was conducted with the help of ROMACT experts

67 /105

Municipalities created a Municipal Taskforce for Roma inclusion

94 /105

Municipalities where community priorities were listed in preparation for the Joint Action Plans

27 /105

Joint Action Plans included in the mainstream Local Development Strategies

58 /105

Municipalities where project proposals were submitted for funding

100 /105

Community Action Groups established

70 /105

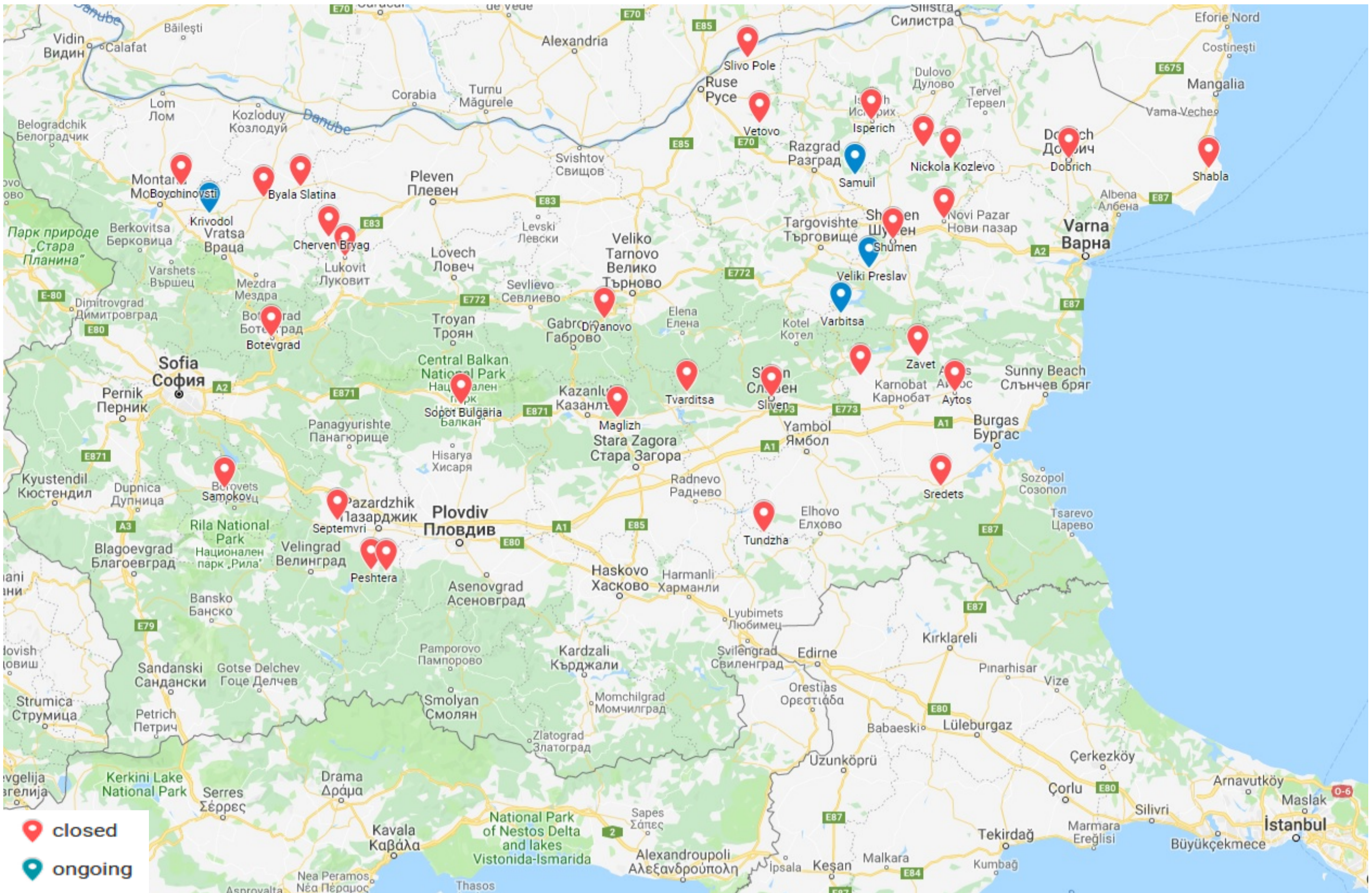
Municipalities are implementing projects as a result of ROMACT

* Total figures comprise ongoing, closed and excluded municipalities.

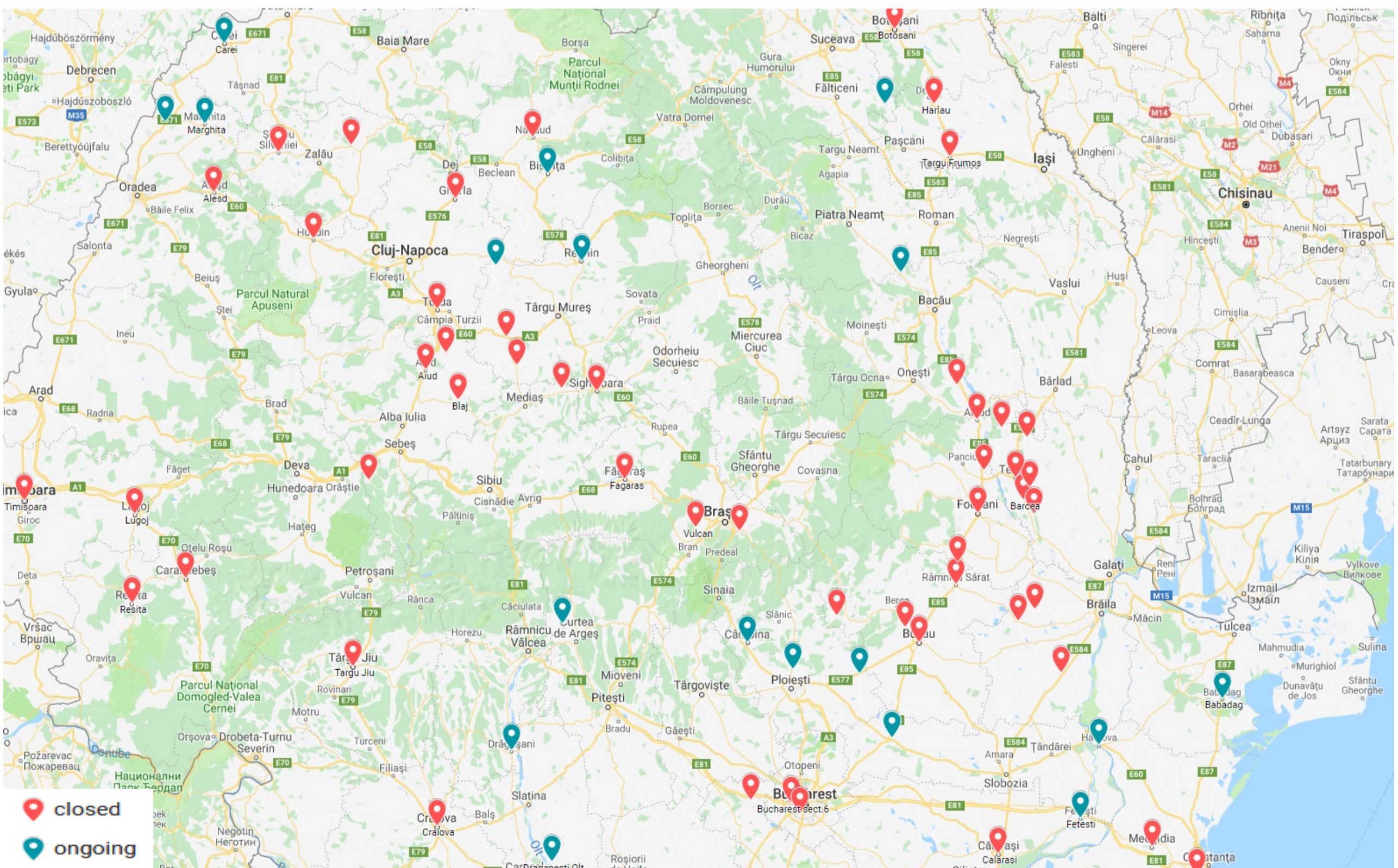
ROMACT in Bulgaria



Snapshot December 2019



ROMACT in Romania



ROMACT in Bulgaria

BULGARIA



Snapshot December 2019

33

Municipalities*

29

Municipalities
Process closed

4

Municipalities
Process ongoing

* excluded municipalities are not counted

Projects supported by ROMACT



25,000 €

invested by ROMACT / municipality / year



15,303,031 €

generated through 45 projects

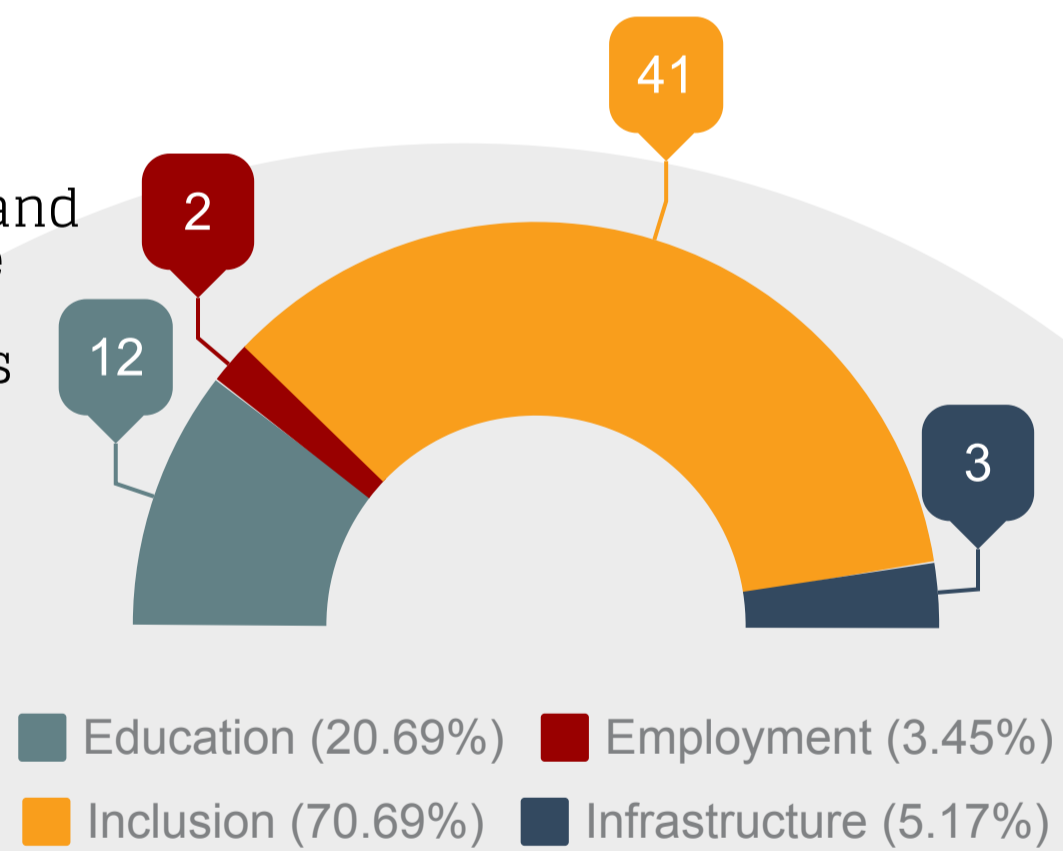


9,975 €

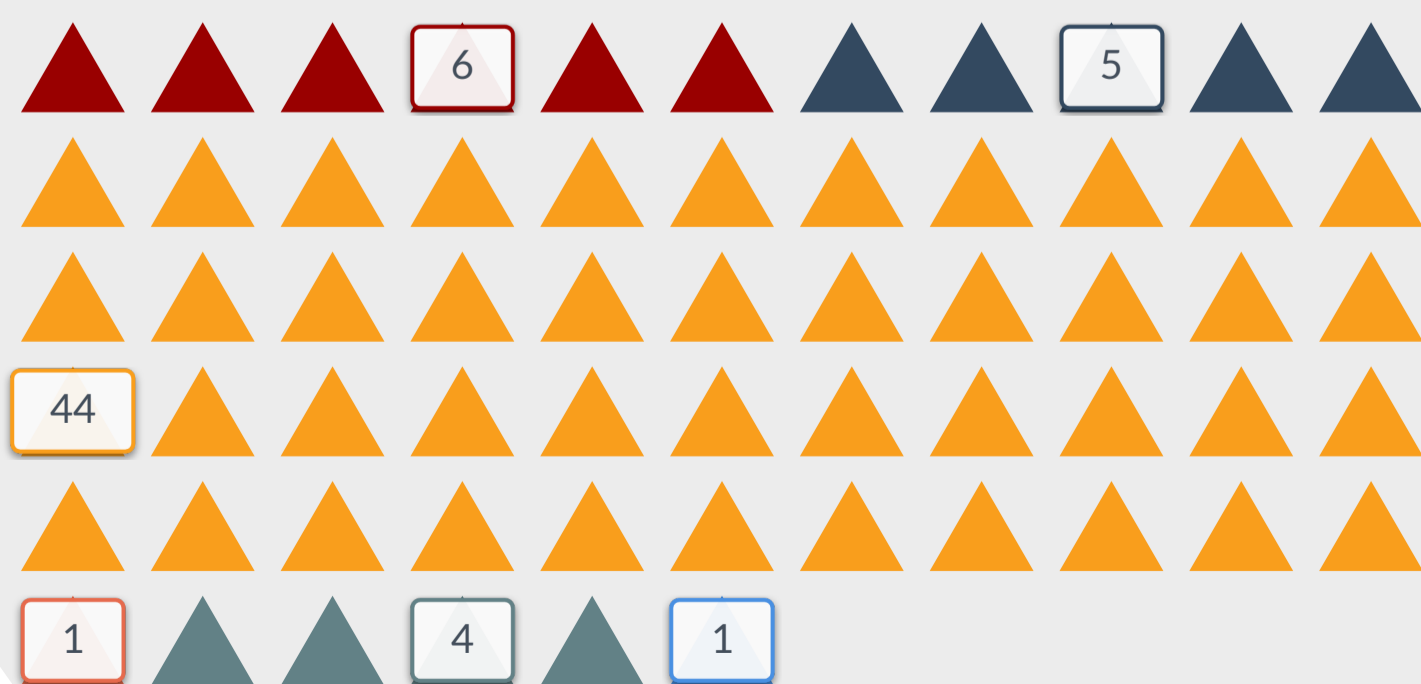
worth of projects currently under evaluation

60

applications for funding prepared and submitted with the assistance of the ROMACT facilitators and experts



Distribution by field



Funding sources

EXAMPLES

ROMACT in Ispirich

Empowering women from vulnerable communities



Beneficiaries

100 women from 4 Roma settlements

102,463 €

Funded under Local Development Strategy of Ispirich under CLLD of Rural Development Programme, OPHRD

ROMACT in Krivodol

Krivodol & Borovan - Partners to care for a better life

Improvement of the quality of life and opportunities for social inclusion of people with disabilities and adults through ensuring of number of services in home environment

Beneficiaries

63 people with disabilities & lonely elderly people

88,821 €

Funded under OPHRD



ROMACT in Bulgaria

BULGARIA



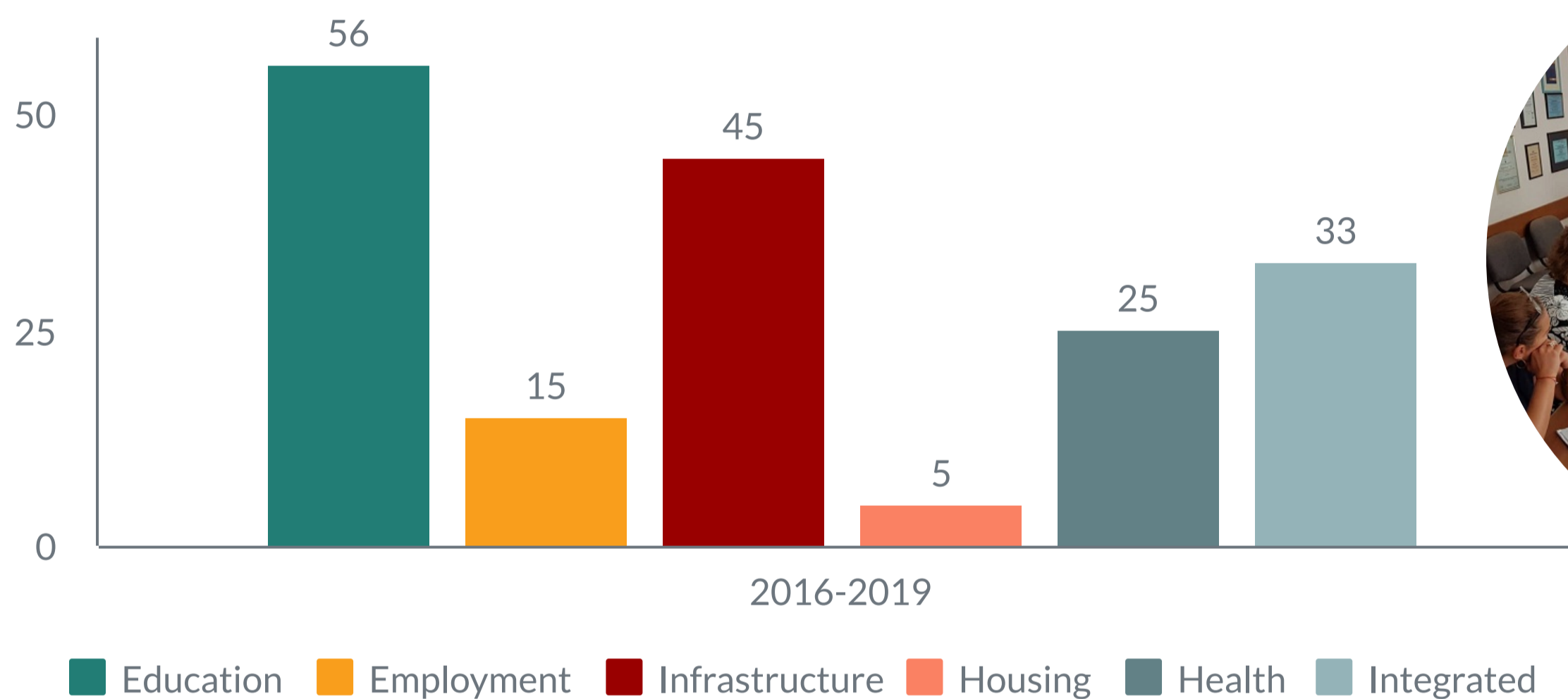
Snapshot December 2019

Examples of activities from the Joint Action Plans / Strategies implemented

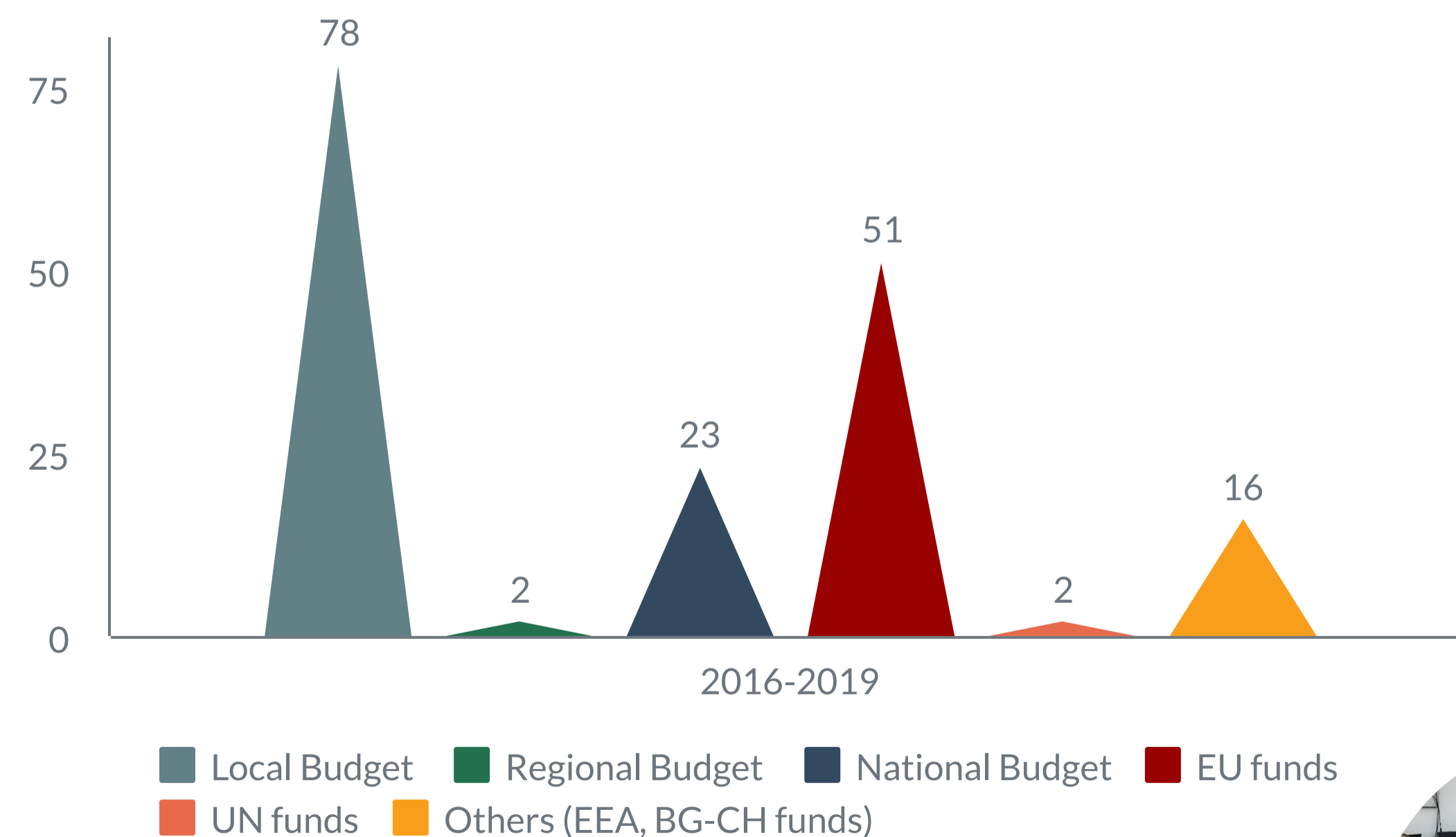
179

different interventions, measures and activities funded mainly through local, regional and national budgets

Distribution by field



Distribution by sources of funding



ROMACT in Bulgaria

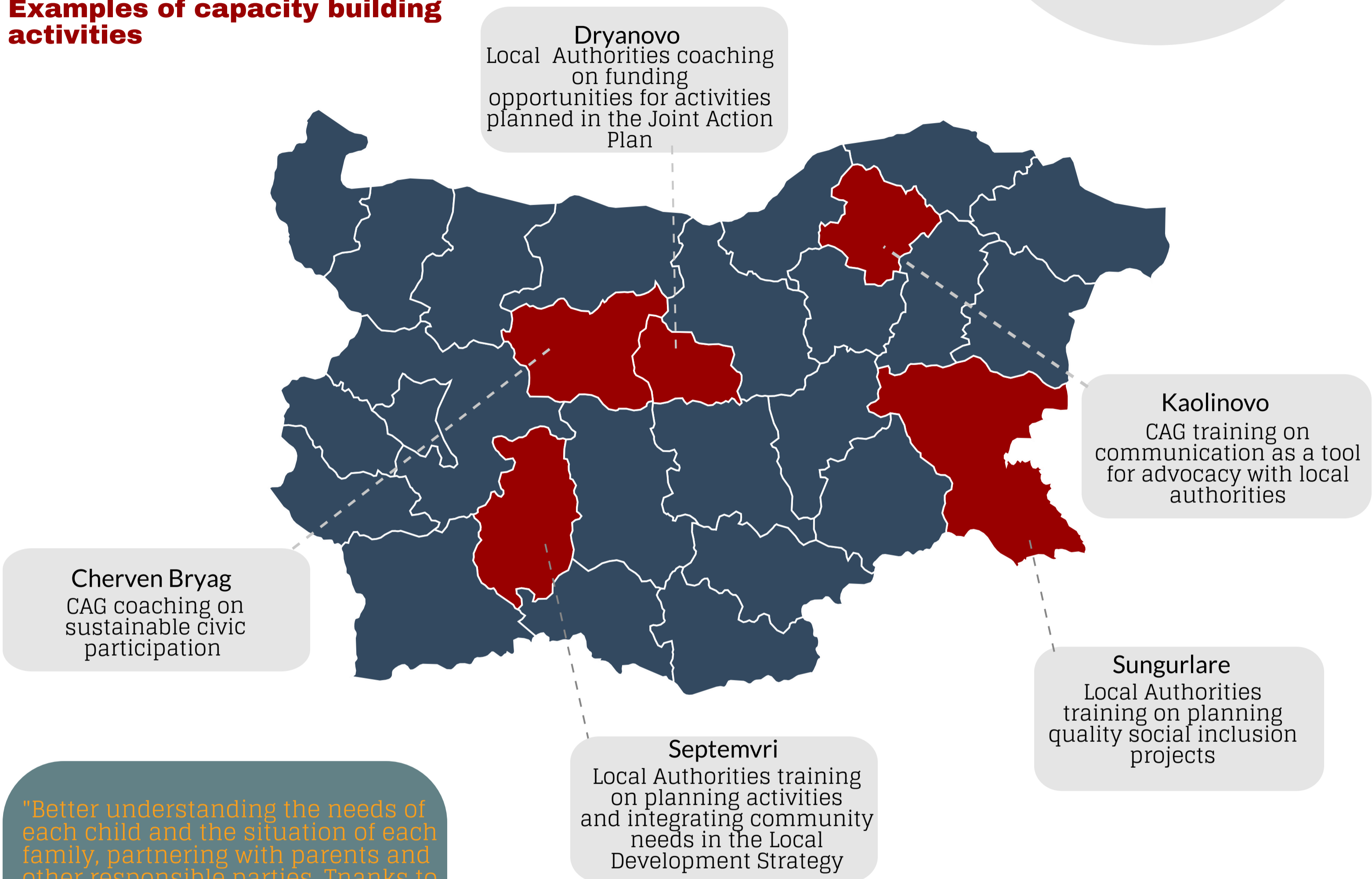
225

training and coaching sessions in 3 years



Snapshot December 2019

Examples of capacity building activities



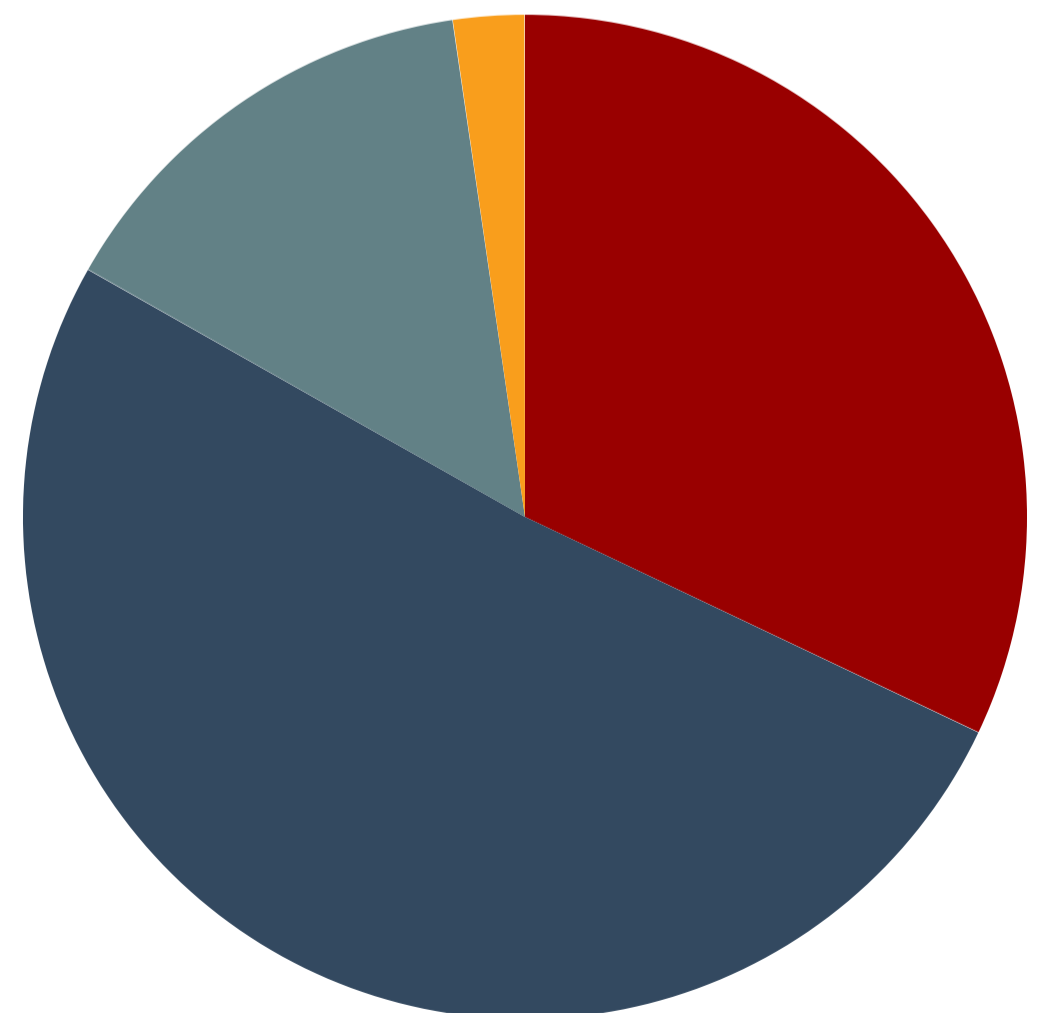
"Better understanding the needs of each child and the situation of each family, partnering with parents and other responsible parties. Thanks to ROMACT training, I understood that this is the basis for successful inclusion."

Municipal staff member, Borovan

Training target groups

1918

participants to training & coaching sessions



Local Authorities (LA) (32.06%) CAG (51.15%)
LA & CAG (14.5%) Other (2.29%)



ROMACT in Romania



Snapshot December 2019

ROMANIA



Projects supported by ROMACT

68
Municipalities

* excluded municipalities are not counted in

52 Municipalities
Process closed

16 Municipalities
Process ongoing



25,000 €

invested by ROMACT / municipality / year



119,522,566€

generated through 50 projects

11,711,408€

worth of projects currently under evaluation

EXAMPLE

ROMACT in Iernut

“Building social blocks”

3 social blocks with 36 apartments

will be build by the end of 2021 with the support of the Romanian Ministry of Regional Development.

2,488,462 €

Funded under the Romanian Programme for Building Social houses under 114/1996 law framework



“Improve the quality of life for Iernut population”

The integrated project includes the construction of 2 social blocks of flats, the sewage and asphaltting of a road and the creation of a multi-functional centre that will include an after school care and should be completed by December 2022.

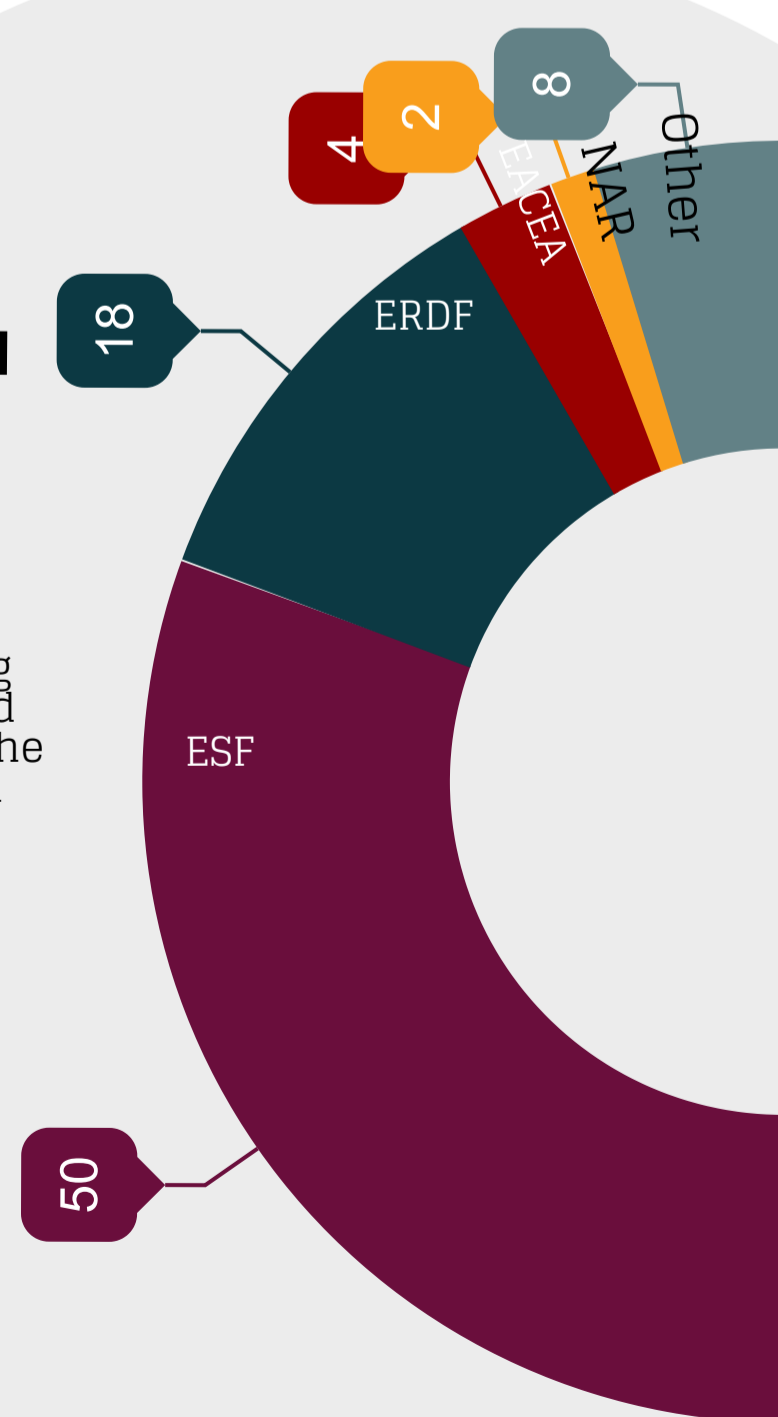
5,017,405 €

Funded under Regional Operational Program 'Priority Axis 13.1'

Projects submitted

82

applications for funding prepared and submitted with the assistance of the ROMACT facilitators and experts



ROMACT in Romania



Snapshot December 2019

EXAMPLES

Reghin

Rehabilitation of a former school into a Kindergarten "Spiridusii Veseli"



784,900€

Funded under
Regional Operational
Program 'Priority Axis 10'

Beneficiaries

The project will benefit 40 children and should be finalised by December 2021

Sarmasu

Recruitment of a school mediator



5,000 €


Funded by the
municipality for 12
months

Beneficiaries

250 pupils

Carei

After School for Roma Children



50,000€

Funded by the municipality
for 12 months

Beneficiaries

135 Roma children

Focsani

Focsani municipality local development strategy



8,580,000€

Funded under Regional
Operational Programme

Beneficiaries

Disadvantaged population from 2 Urban Marginalized Areas (ZUM) will benefit from a package of hard and soft measures

ROMACT in Romania



Snapshot December 2019

307

different interventions,
measures and activities
funded mainly through
local, regional and
national budgets

Examples of activities from the Joint Action Plans / Strategies implemented

Infrastructure

projects
implemented
(water & sewage
systems repair,
cleaning, speed
bumpers, waste
collection set up)

19

cities invested
local budget



Health

related
activities
(information/vaccination
campaigns, support in
registering for health
insurance/ family GP etc.)

21

cities invested
local budget

Social housing

projects
(building or
rehabilitation)

10

cities invested
local budget



Mediation

mediators
and Roma
experts hired
by local
authorities in

15

municipalities

Education

projects
implemented

(Second Chance schools,
School after school
Programmes, campaigns
against drop-out,
kindergartens
construction)

in **34**
municipalities



IDs

ownership or
registration cases
addressed by local
authorities in 5
municipalities

9

cities invested
local budget

Infrastructure

projects
implemented
(roads, bridges,
sewage and
electricity network
constructions)

in **32**
municipalities



ROMACT in Romania



Snapshot December 2019

249

training and coaching sessions in 3 years

Examples of capacity building activities

Cluj
CAGs training on community mobilisation

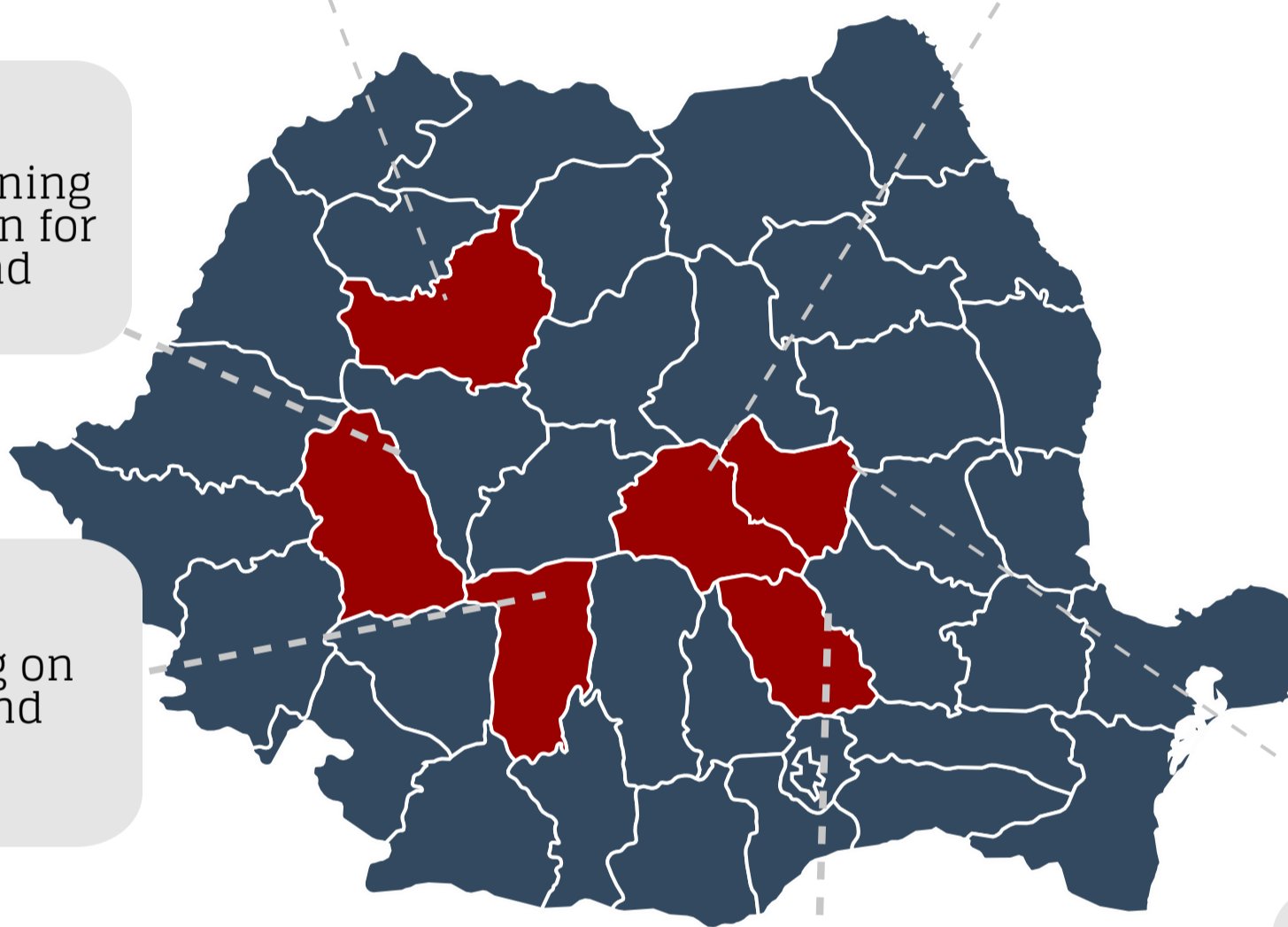
Poiana Brasov
Project Management certified Training
10 municipalities represented

Sarmasu
Local authorities training on children protection for children left behind

" A training course comprehensible to all of us, source of many useful elements for the implementation of future projects ! "

A municipal civil servant after the Project Management Training

Dragasani
Local Authorities training on accessing structural and cohesion funds



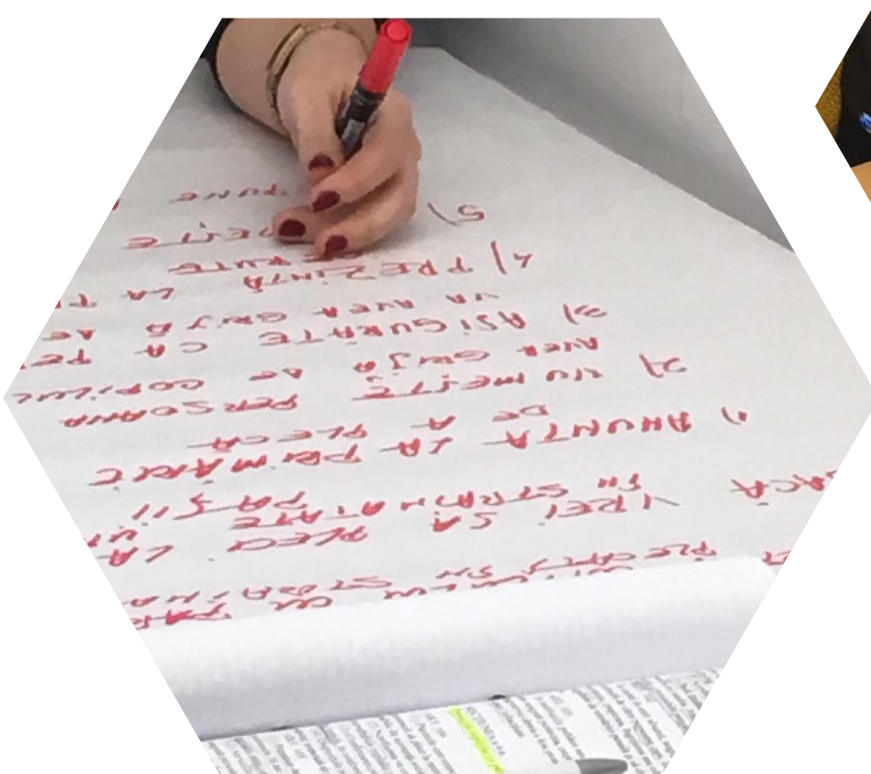
Mizil
Local Authorities and CAG joint coaching on EEA and Norwegian Grants 2014-2021

Covasna
Partnership management Training
12 municipalities

1617

participants to training & coaching sessions in 3 years

Training target groups



Local Authorities (LA) (49.58%)
CAG (32.77%) LA & CAG (12.61%)
Other (5.04%)

ROMACT

Evidence-based support to the national authorities

ROMACT reports and Guides are shared and debated with local, national and European stakeholders, including mayors, associations of municipalities, ministries and European Commission representatives

Guide on Social Housing Allocation Criteria

CRITERII DE ATRIBUIRE A LOCUINTELOR SOCIALE
GHID pentru autorități publice locale



This Guide is based on continuous needs assessment in ROMACT municipalities



It comes in support to the Romanian local authorities to better understand the social housing allocation methodology and promote the prevention of discriminatory policies in access to housing.

It combines both legal and social approaches and exemplifies potential restrictive criteria as well as criteria that are accessible and already used by some municipalities.

Read the guide

<http://coe-romact.org/resources>





The implementation of ROMACT Programme implies joint planning with the participation of local communities, revision and update of strategies and plans for Roma inclusion, as well as their integration into the mainstream municipal development strategies and plans.

The study prepared by ROMACT experts identified challenges met in Bulgaria regarding that act of the process. It contributes to the work on mainstreaming of the issues of the vulnerable and marginalized communities, including Roma, in the strategies and plans of municipalities in Bulgaria.

Analysis of Municipal Development Plans & Integrated Urban Reconstruction & Development plans of municipalities participating in ROMACT

Other ROMACT Reports

 Report on the Situation of Social Economy Structures in the ROMACT municipalities

 Urban CLLD Projects in Romania. Report on challenges encountered by Local Public Authorities in nine ROMACT municipalities in implementing the 2014-2020 Projects and Recommendations of the Programming period 2021-2027