

# ROMACT Overview



Snapshot March 2020

The ROMACT Methodology consists in 4 steps, implemented over 18 - 22 months, as described in the ROMACT Handbook (available in the Resources section of ROMACT website: <http://coe-romact.org/>)

# 129

 \* **in BULGARIA & ROMANIA**

ROMACT Municipalities (October 2013 - March 2020)

In addition to Bulgaria and Romania, ROMACT was implemented in Czech Republic, Hungary, Italy and Slovakia between 2013 and 2017



**STEP 1 -  
Becoming  
Committed**

## 116

 /129

Municipalities committed to implement the ROMACT Programme



**STEP 2 -  
Agreeing on  
Needs and  
Plans**

## 105

 /129

Local Capacity Assessment done



**STEP 3 - Translating the  
Community Priorities List  
into concrete measures  
and projects**

## 86

 /129

have Joint Action Plans elaborated by the Community in cooperation with the Local Authorities.



**STEP 4 - Funding,  
implementing and  
monitoring of the  
process**

## 96

 /129

Municipalities where Local Authorities were involved in ROMACT capacity building activities

## 103

 /129

Municipalities appointed a Coordinator for the ROMACT Programme

## 98

 /129

Municipalities where Community Needs were assessed

## 67

 /129

Joint Action Plans adopted by Local Councils

## 105

 /129

Municipalities where screening of funding was conducted with the help of ROMACT experts

## 67

 /129

Municipalities created a Municipal Taskforce for Roma inclusion

## 94

 /129

Municipalities where community priorities were listed in preparation for the Joint Action Plans

## 27

 /129

Joint Action Plans included in the mainstream Local Development Strategies

## 58

 /129

Municipalities where project proposals were submitted for funding

## 100

 /129

Community Action Groups established

## 70

 /129

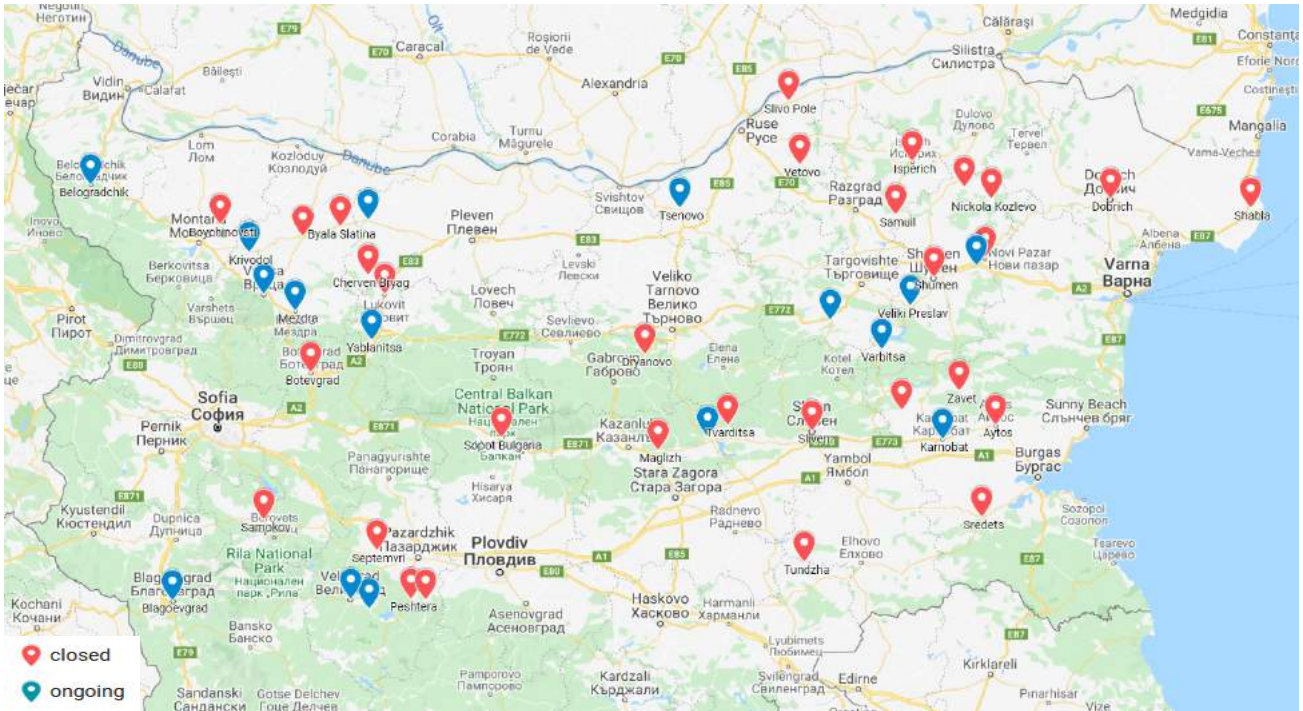
Municipalities are implementing projects as a result of ROMACT

\* Total figures comprise ongoing, closed and excluded municipalities.  
24 municipalities joined ROMACT in March 2020

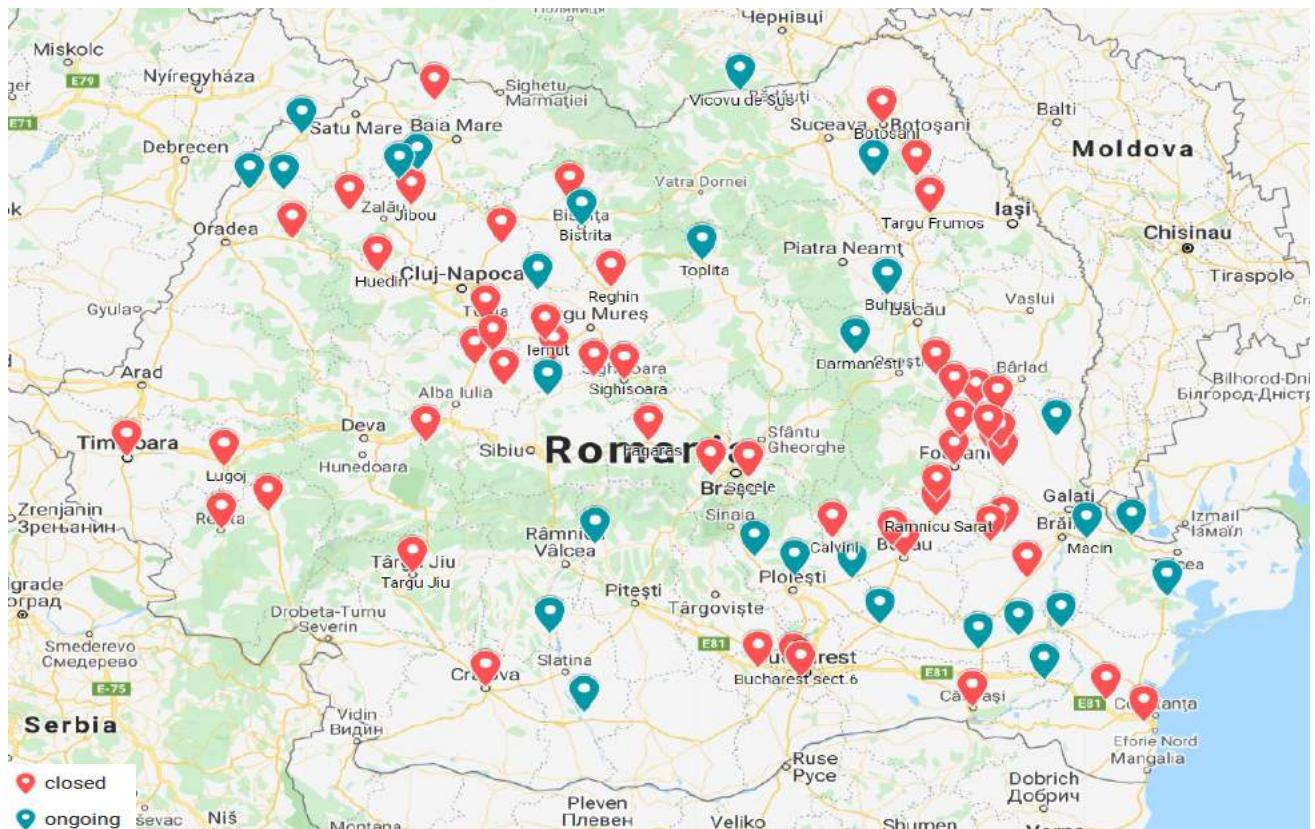
# ROMACT in Bulgaria



Snapshot March 2020



# ROMACT in Romania



# ROMACT in Bulgaria

BULGARIA



Snapshot March 2020

46

Municipalities\*

30

Municipalities  
Process closed

16

Municipalities  
Process ongoing

\* excluded municipalities are not counted

## Projects supported by ROMACT



25,000 €

invested by ROMACT / municipality / year



15,303,031 €

generated through 45 projects

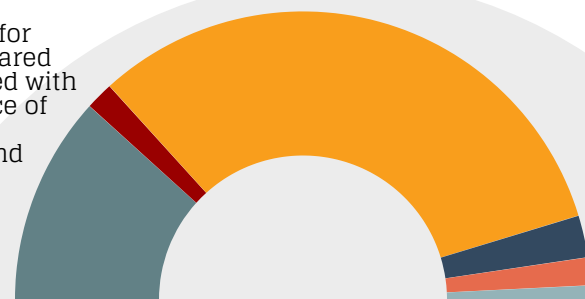


626,600 €

worth of projects currently under evaluation


67

applications for funding prepared and submitted with the assistance of the ROMACT facilitators and experts



Education (23.44%) Employment (3.13%)  
Inclusion (64.06%) Infrastructure (4.69%)  
Housing (3.13%) Health (1.56%)

### Distribution by field




National Funds (8.57%) ERDF (7.14%) ESF (62.86%)  
Others (2.86%) EACEA (5.71%) EEA-NG (4.29%)  
EAFRD (8.57%)

Funding sources

## EXAMPLES

### ROMACT in Iserich

#### Empowering women from vulnerable communities



#### Beneficiaries

100 women from 4 Roma settlements

Contribution to the socio-economic integration of women from vulnerable communities by applying Mothers Centre model in 4 Iserich settlements

102,463 €

Funded under Local Development Strategy of Iserich under CLLD of Rural Development Programme, OPHRD

### ROMACT in Krivodol

#### Krivodol&Borovan - Partners to care for a better life

Improvement of the quality of life and opportunities for social inclusion of people with disabilities and adults through ensuring of number of services in home environment

#### Beneficiaries

63 people with disabilities& lonely elderly people

88,821 €

Funded under OPHRD



# ROMACT in Bulgaria

BULGARIA



Snapshot March 2020

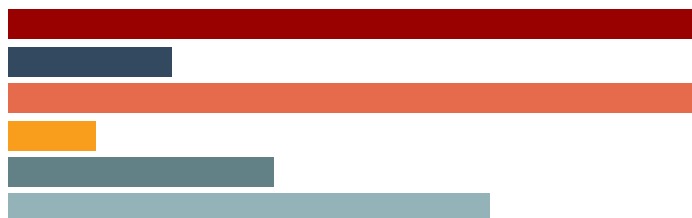
Examples of activities from the Joint Action Plans / Strategies implemented

188

different interventions, measures and activities funded mainly through local, regional and national budgets

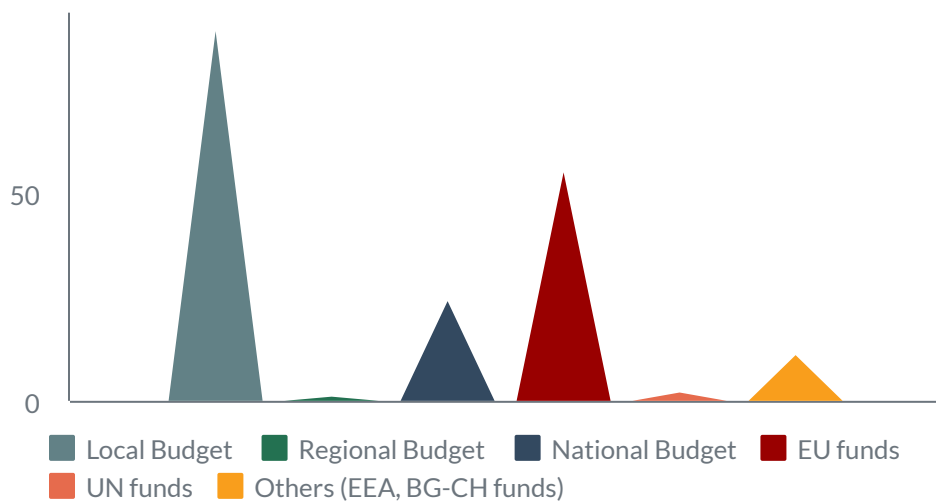


Distribution by field



Education Employment Infrastructure  
Housing Health Others

Distribution by sources of funding %



# ROMACT in Bulgaria

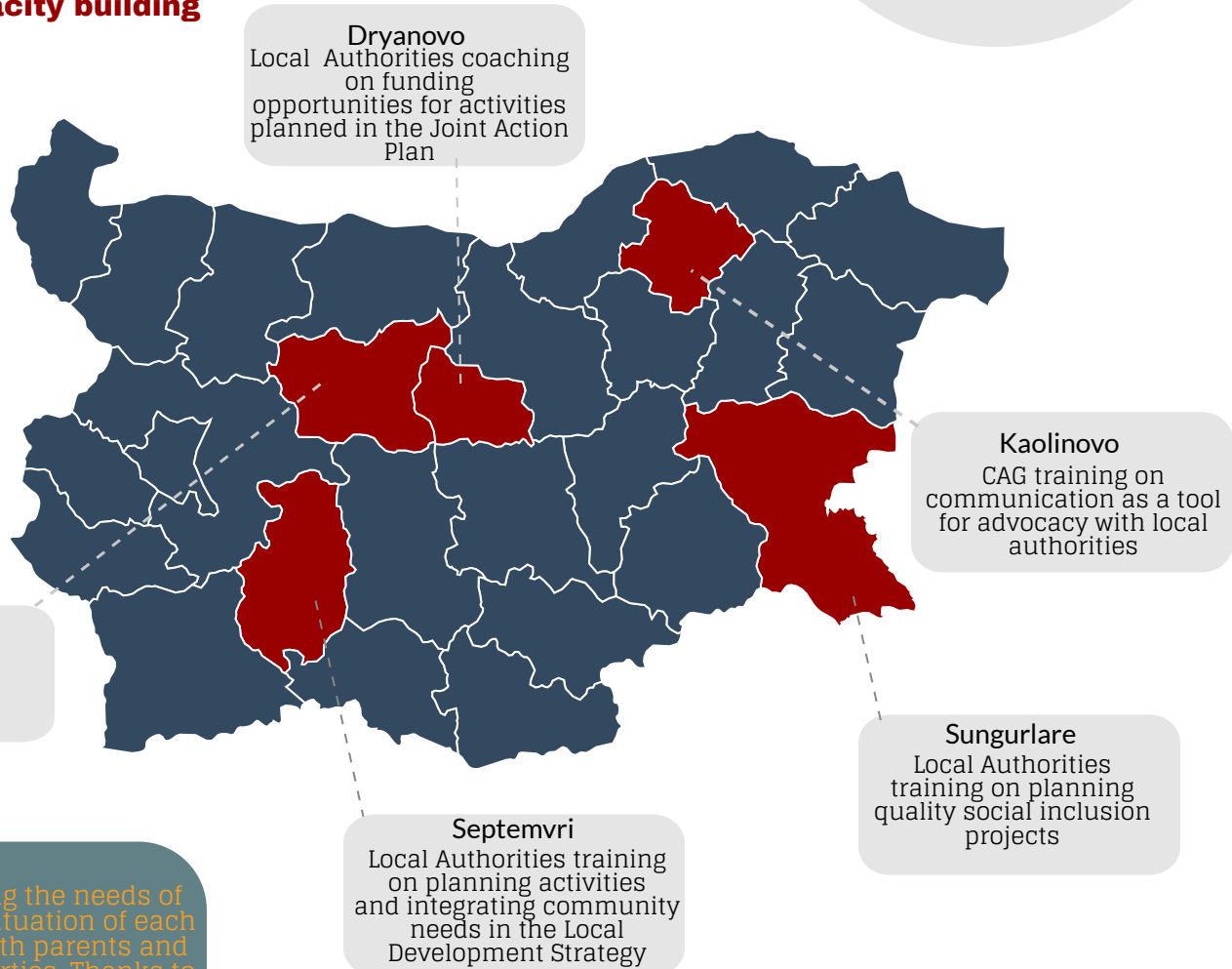
# 309

training and coaching sessions



Snapshot March 2020

## Examples of capacity building activities



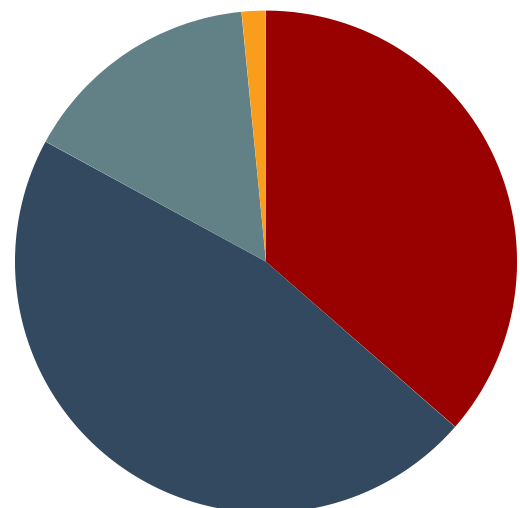
"Better understanding the needs of each child and the situation of each family, partnering with parents and other responsible parties. Thanks to ROMACT training, I understood that this is the basis for successful inclusion."

Municipal staff member, Borovan

## Training target groups

# 2910

participants to training & coaching sessions



Local Authorities (LA) (36.43%)    CAG (46.51%)  
LA & CAG (15.5%)    Other (1.55%)



# ROMACT in Romania

 Snapshot March 2020

ROMANIA



## Projects supported by ROMACT

**80**  
Municipalities

\* excluded municipalities are not counted in

**52** Municipalities  
**Process closed**

**28** Municipalities  
**Process ongoing**



**25,000 €**

invested by ROMACT / municipality / year



**119,629,677€**

generated through 52 projects

**12,202,676€**

worth of projects currently under evaluation

### EXAMPLE

#### ROMACT in Iernut

#### "Building social blocks"

##### 3 social blocks with 36 apartments

will be build by the end of 2021 with the support of the Romanian Ministry of Regional Development.

**2,488,462 €**

Funded under the Romanian Programme for Building Social houses under 114/1996 law framework



#### "Improve the quality of life for Iernut population"

The integrated project includes the construction of 2 social blocks of flats, the sewage and asphaltting of a road and the creation of a multi-functional centre that will include an after school care and should be completed by December 2022.

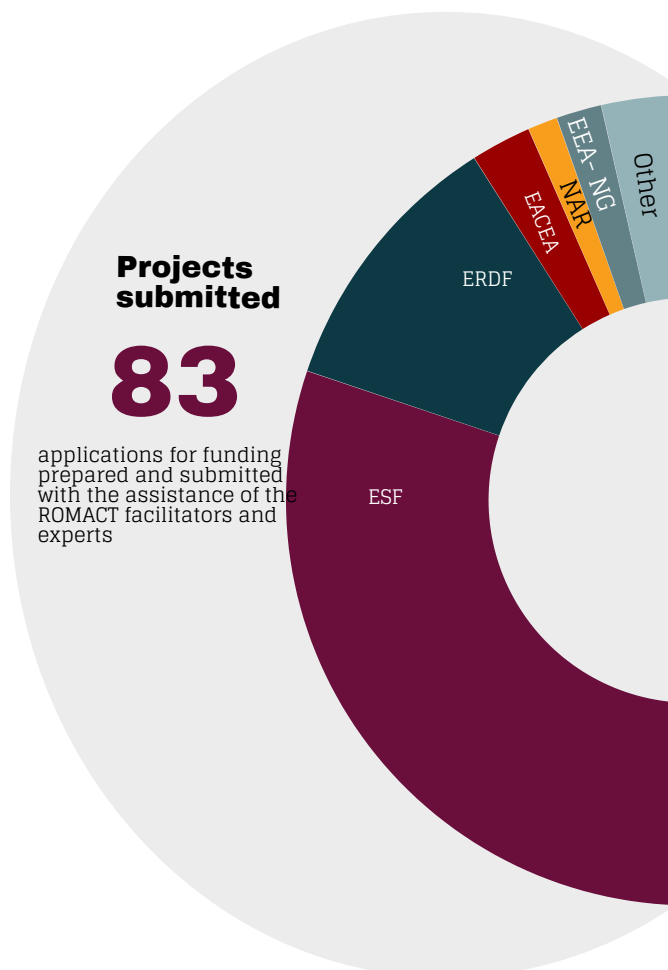
**5,017,405 €**

Funded under Regional Operational Program 'Priority Axis 13.1'

#### Projects submitted

**83**

applications for funding prepared and submitted with the assistance of the ROMACT facilitators and experts



# ROMACT in Romania

 Snapshot March 2020

## EXAMPLES

### Reghin

#### Rehabilitation of a former school into a Kindergarten "Spiridusii Veseli"



**784,900€**

Funded under  
Regional Operational  
Program 'Priority Axis 10'

#### Beneficiaries

The project will benefit 40 children and should be finalised by December 2021

### Carei

#### After School for Roma Children



**50,000€**

Funded by the municipality  
for 12 months

#### Beneficiaries

135 Roma children

### Sarmasu

#### Recruitment of a school mediator



**5,000 €**

Funded by the  
municipality for 12  
months

#### Beneficiaries

250 pupils

### Focsani

#### Focsani municipality local development strategy



**8,580,000€**

Funded under Regional  
Operational Programme

#### Beneficiaries

Disadvantaged population from 2 Urban Marginalized Areas (ZUM) will benefit from a package of hard and soft measures

# ROMACT in Romania



Snapshot March 2020

# 362

different interventions, measures and activities funded mainly through local, regional and national budgets

## Examples of activities from the Joint Action Plans / Strategies implemented

# 74

Projects implemented

### Infrastructure

(roads, bridges, sewage and electricity network construction)

# 32

municipalities

# 36

Projects implemented

### Small infrastructure

(water & sewage systems repair, cleaning, speed bumpers, waste collection set up)

# 19

municipalities invested local budget

# 79

Projects implemented

### Education

(Second Chance Schools, School after school Programmes, campaigns against drop-out, kindergarten construction)

# 34

municipalities invested local budget

# 38

Activities implemented

### Health

(information/vaccination campaigns, support in registering for health insurance/ family GP, etc.)

# 21

municipalities invested local budget

# 16

Projects (building or rehabilitation, support to access)

### Housing

# 10

municipalities invested local budget

# 1123

IDs

provided by

# 9

municipalities

# 48

Activities implemented

### Culture

(8 April, 16 May, 2 August intercultural events)

# 23

municipalities invested local budget

# 46

### Mediation

mediators and Roma experts recruited by

# 20

municipalities

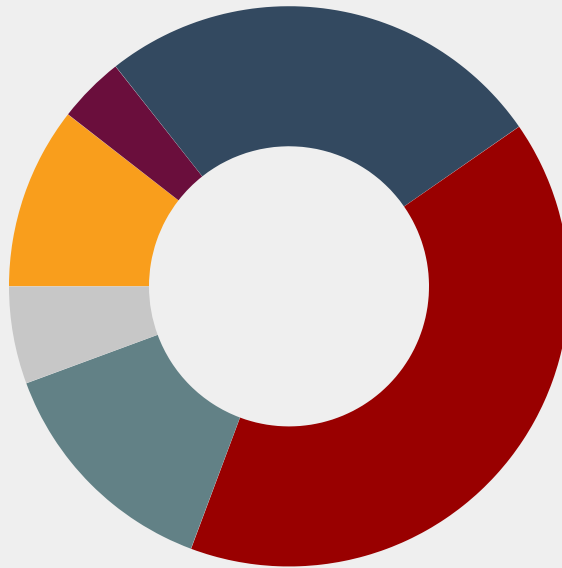


# ROMACT in Romania

 Snapshot March 2020

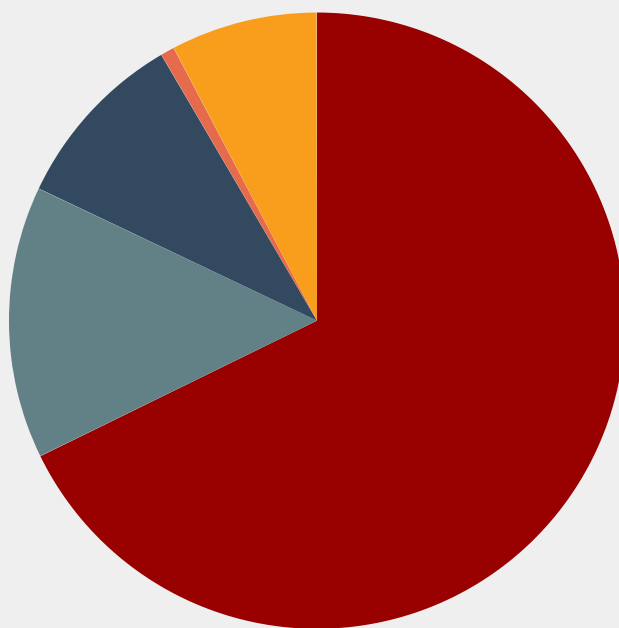
**Examples of activities from the Joint Action Plans / Strategies implemented**

Distribution by field

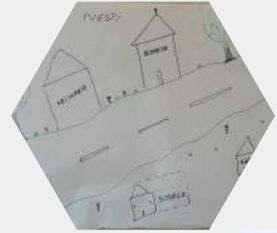


■ Housing (10.53%)   
 ■ Employment (3.86%)   
 ■ Education (25.96%)  
■ Infrastructure (40.35%)   
 ■ Health (13.68%)   
 ■ Others (culture, IDs, etc.) (5.61%)

Sources of funding



■ Local budget (67.77%)   
 ■ National funds (14.29%)   
 ■ European funds (9.52%)  
■ UN funds (0.73%)  
■ Others (Private companies, NGOs, fundraising campaigns) (7.69%)



# ROMACT in Romania

 Snapshot March 2020

# 284

training and coaching sessions

## Examples of capacity building activities

**Cluj**  
CAGs training on community mobilisation

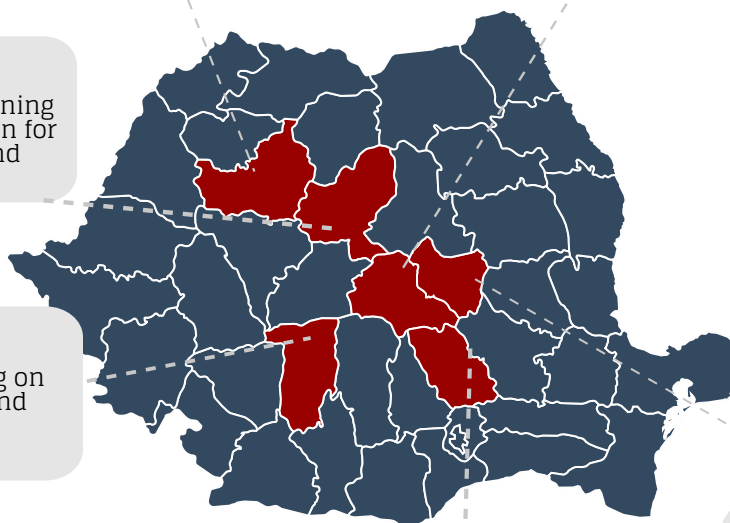
**Poiana Brasov**  
Project Management certified Training  
**10** municipalities represented

**Sarmasu**  
Local authorities training on children protection for children left behind

"An opportunity provided at an adequate moment. Thank you for the chance to attend this training course – I have been waiting for it in the last 10 years!"

A municipal civil servant after a certified EU funds expert training

**Dragasani**  
Local Authorities training on accessing structural and cohesion funds



**Mizil**  
Local Authorities and CAG joint coaching on EEA and Norwegian Grants 2014-2021

**Covasna**  
Partnership management Training  
**12** municipalities


# 2563

participants to training & coaching sessions

## Training target groups



■ Local Authorities (LA) (54.73%)  
■ CAG (26.35%) ■ LA & CAG (14.86%)  
■ Other (4.05%)



# ROMACT

## Evidence-based support to the national authorities

ROMACT reports and Guides are shared and debated with local, national and European stakeholders, including mayors, associations of municipalities, ministries and European Commission representatives

### Guide on Social Housing Allocation Criteria

CRITERII DE ATRIBUIRE A LOCUINTELOR SOCIALE  
GHID pentru autorități publice locale



This Guide is based on continuous needs assessment in ROMACT municipalities



It comes in support to the Romanian local authorities to better understand the social housing allocation methodology and promote the prevention of discriminatory policies in access to housing.



It combines both legal and social approaches and exemplifies potential restrictive criteria as well as criteria that are accessible and already used by some municipalities.

Read the guide

<http://coe-romact.org/resources>




The implementation of ROMACT Programme implies joint planning with the participation of local communities, revision and update of strategies and plans for Roma inclusion, as well as their integration into the mainstream municipal development strategies and plans.

The study prepared by ROMACT experts identified challenges met in Bulgaria regarding that act of the process. It contributes to the work on mainstreaming of the issues of the vulnerable and marginalized communities, including Roma, in the strategies and plans of municipalities in Bulgaria.

### Analysis of Municipal Development Plans & Integrated Urban Reconstruction & Development plans of municipalities participating in ROMACT

#### Other ROMACT Reports

 Report on the Situation of Social Economy Structures in the ROMACT municipalities

 Urban CLLD Projects in Romania. Report on challenges encountered by Local Public Authorities in nine ROMACT municipalities in implementing the 2014-2020 Projects and Recommendations of the Programming period 2021-2027