

ROMACT Overview



Snapshot October 2020

The ROMACT Methodology consists in 4 steps, implemented over 18 - 22 months, as described in the ROMACT Handbook (available in the Resources section of ROMACT website: <http://coe-romact.org/>)

129

 * **in BULGARIA & ROMANIA**

ROMACT Municipalities (October 2013 - October 2020)

In addition to Bulgaria and Romania, ROMACT was implemented in Czech Republic, Hungary, Italy and Slovakia between 2013 and 2017



**STEP 1 -
Becoming
Committed**

120

 /129

Municipalities committed to implement the ROMACT Programme



**STEP 2 -
Agreeing on
Needs and
Plans**

115

 /129

Local Capacity Assessment done



**STEP 3 - Translating the
Community Priorities List
into concrete measures
and projects**

86

 /129

have Joint Action Plans elaborated by the Community in cooperation with the Local Authorities.



**STEP 4 - Funding,
implementing and
monitoring of the
process**

115

 /129

Municipalities where Local Authorities were involved in ROMACT capacity building activities

120

 /129

Municipalities appointed a Coordinator for the ROMACT Programme

110

 /129

Municipalities where Community Needs were assessed

68

 /129

Joint Action Plans adopted by Local Councils

129

 /129

Municipalities where screening of funding was conducted with the help of ROMACT experts

70

 /129

Municipalities created a Municipal Taskforce for Roma inclusion

104

 /129

Municipalities where community priorities were listed in preparation for the Joint Action Plans

27

 /129

Joint Action Plans included in the mainstream Local Development Strategies

82

 /129

Municipalities where project proposals were submitted for funding

110

 /129

Community Action Groups established

90

 /129

Municipalities are implementing projects as a result of ROMACT

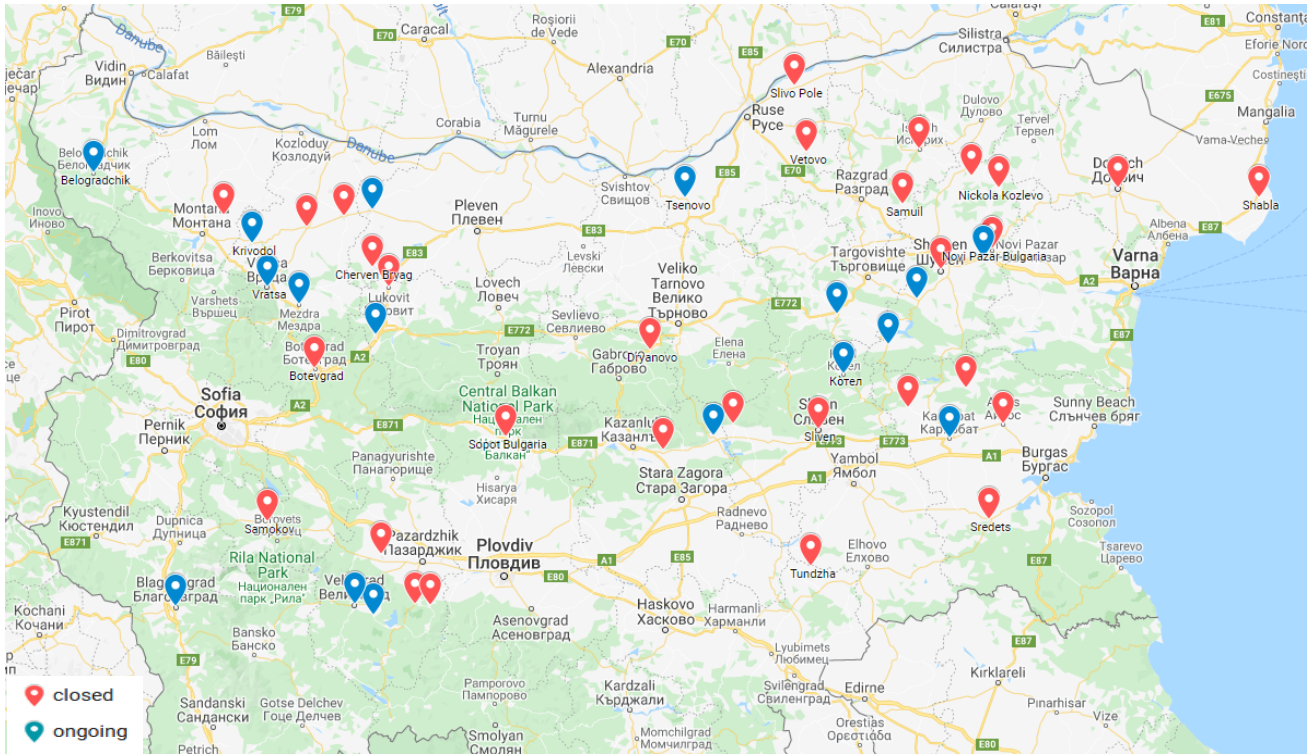
* Total figures comprise ongoing, closed and excluded municipalities.

24 municipalities started between March and August 2020

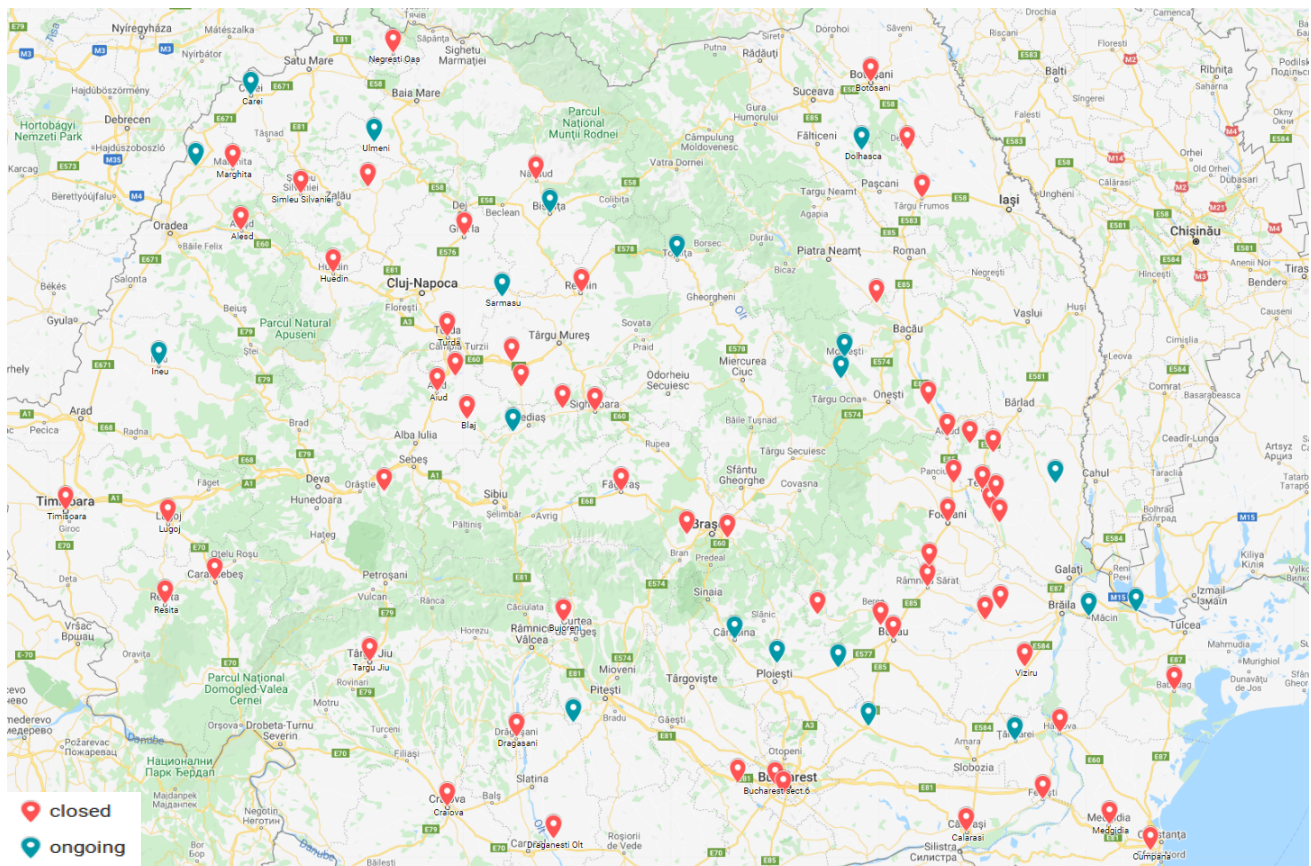
ROMACT in Bulgaria



Snapshot October 2020



ROMACT in Romania



ROMACT in Bulgaria

BULGARIA



Snapshot October 2020

46

Municipalities*

30

Municipalities
Process closed

16

Municipalities
Process ongoing

* excluded municipalities are not counted

Projects supported by ROMACT



25,000 €

invested by ROMACT / municipality / year



15,303,031 €

generated through 45 projects

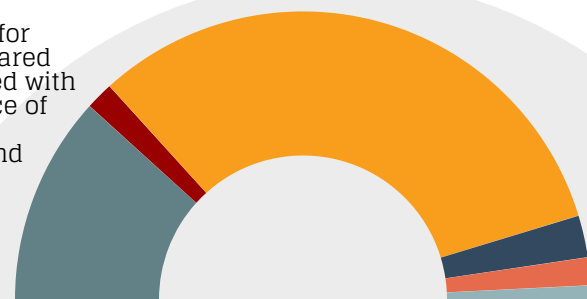


626,600 €

worth of projects currently under evaluation


67

applications for funding prepared and submitted with the assistance of the ROMACT facilitators and experts



Education (23.44%) Employment (3.13%)
Inclusion (64.06%) Infrastructure (4.69%)
Housing (3.13%) Health (1.56%)

Distribution by field



National Funds (8.57%) ERDF (7.14%) ESF (62.86%)
Others (2.86%) EACEA (5.71%) EEA-NG (4.29%)
EAFRD (8.57%)

Funding sources

EXAMPLES

ROMACT in Isperrich

Empowering women from vulnerable communities



Beneficiaries

100 women from 4 Roma settlements

Contribution to the socio-economic integration of women from vulnerable communities by applying Mothers Centre model in 4 Isperrich settlements

102,463 €

Funded under Local Development Strategy of Isperrich under CLLD of Rural Development Programme, OPHRD

ROMACT in Krivodol

Krivodol&Borovan - Partners to care for a better life

Improvement of the quality of life and opportunities for social inclusion of people with disabilities and adults through ensuring of number of services in home environment

Beneficiaries

63 people with disabilities& lonely elderly people

88,821 €

Funded under OPHRD



ROMACT in Bulgaria

BULGARIA



Snapshot October 2020

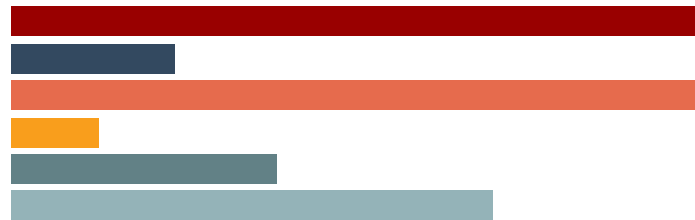
Examples of activities from the Joint Action Plans / Strategies implemented

188

different interventions, measures and activities funded mainly through local, regional and national budgets

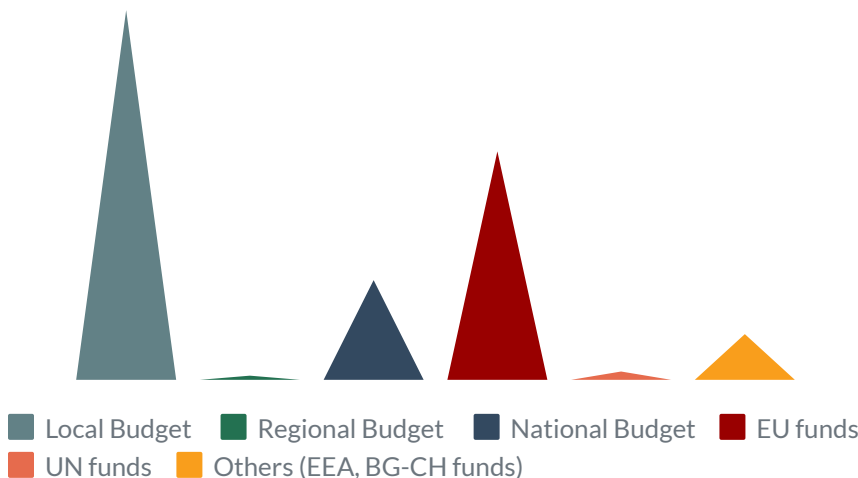


Distribution by field



Education Employment Infrastructure
Housing Health Others

Distribution by sources of funding %



Local Budget Regional Budget National Budget EU funds
UN funds Others (EEA, BG-CH funds)

ROMACT in Bulgaria

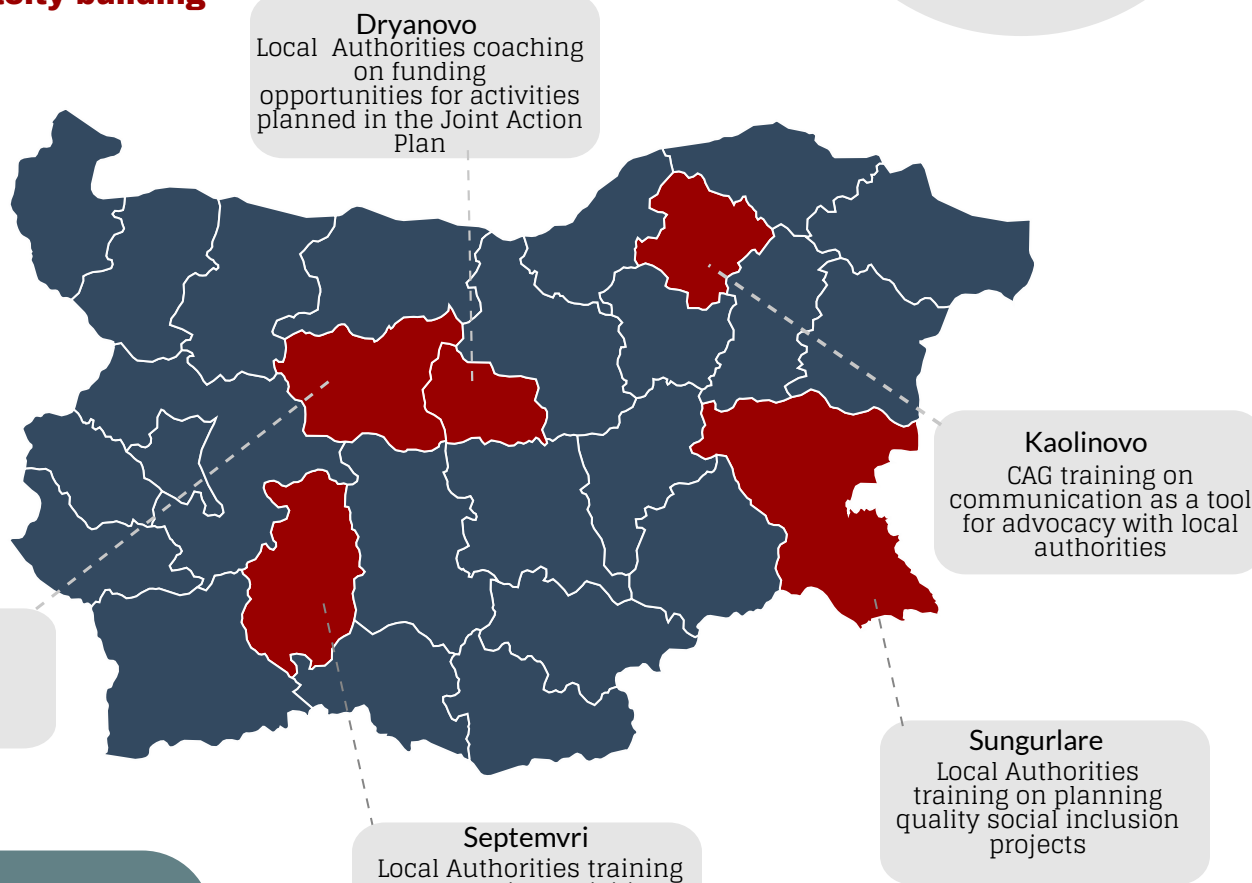
309

training and coaching sessions



Snapshot October 2020

Examples of capacity building activities



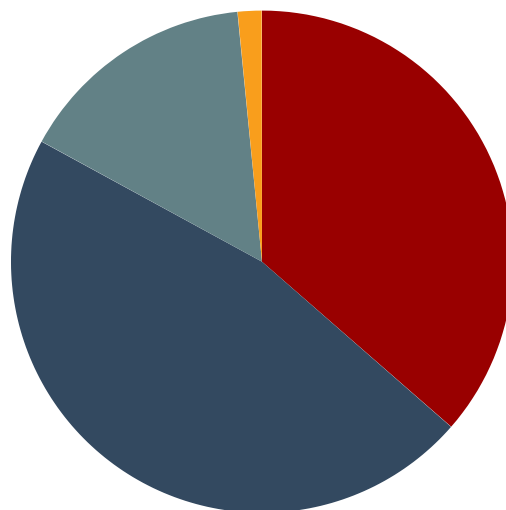
"Better understanding the needs of each child and the situation of each family, partnering with parents and other responsible parties. Thanks to ROMACT training, I understood that this is the basis for successful inclusion."

Municipal staff member, Borovan

Training target groups

2910

participants to training & coaching sessions



Local Authorities (LA) (36.43%) CAG (46.51%)
LA & CAG (15.5%) Other (1.55%)



ROMACT in Romania

 Snapshot October 2020

ROMANIA



Projects supported by ROMACT

80
Municipalities

* excluded municipalities are not counted in

52 Municipalities
Process closed

28 Municipalities
Process ongoing



25,000 €

invested by ROMACT / municipality / year



123,200,451€

generated through 52 projects

8,927,142€

worth of projects currently under evaluation

EXAMPLE

ROMACT in Iernut

"Building social blocks"

3 social blocks with 36 apartments

will be build by the end of 2021 with the support of the Romanian Ministry of Regional Development.

2,488,462 €

Funded under the Romanian Programme for Building Social houses under 114/1996 law framework



"Improve the quality of life for Iernut population"

The integrated project includes the construction of 2 social blocks of flats, the sewage and asphaltting of a road and the creation of a multi-functional centre that will include an after school care and should be completed by December 2022.

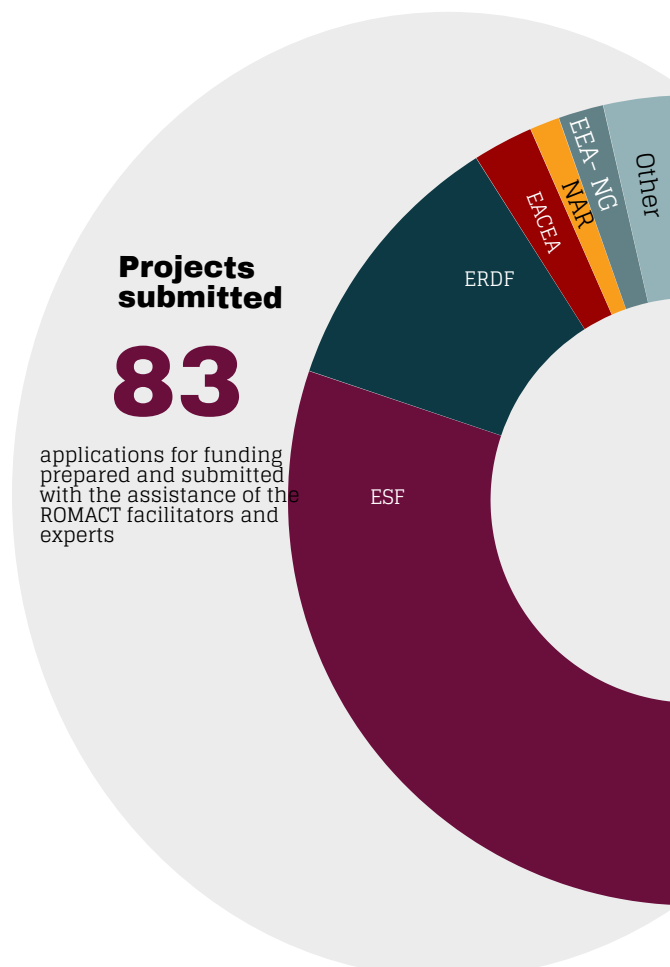
5,017,405 €

Funded under Regional Operational Program 'Priority Axis 13.1'

Projects submitted

83

applications for funding prepared and submitted with the assistance of the ROMACT facilitators and experts



ROMACT in Romania



Snapshot October 2020

EXAMPLES

Reghin

Rehabilitation of a former school into a Kindergarten "Spiridusii Veseli"



784,900€

Funded under
Regional Operational
Program 'Priority Axis 10'

Beneficiaries

The project will benefit 40 children and
should be finalised by December 2021

Carei

After School for Roma Children



50,000€

Funded by the municipality
for 12 months

Beneficiaries

135 Roma children

Sarmasu

Recruitment of a school mediator



5,000 €

Funded by the
municipality for 12
months

Beneficiaries

250 pupils

Focsani

Focsani municipality local development strategy



8,580,000€

Funded under Regional
Operational Programme

Beneficiaries

Disadvantaged population from 2 Urban
Marginalized Areas (ZUM) will benefit
from a package of hard and soft
measures

ROMACT in Romania



Snapshot October 2020

362

different interventions, measures and activities funded mainly through local, regional and national budgets

Examples of activities from the Joint Action Plans / Strategies implemented



74

Projects implemented Infrastructure

(roads, bridges, sewage and electricity network construction)

32

municipalities



36

Projects implemented Small infrastructure

(water & sewage systems repair, cleaning, speed bumpers, waste collection set up)

19

municipalities invested local budget



79

Projects implemented Education

(Second Chance Schools, School after school Programmes, campaigns against drop-out, kindergarten construction)

34

municipalities invested local budget



38

Activities implemented Health

(information/vaccination campaigns, support in registering for health insurance/ family GP, etc.)

21

municipalities invested local budget



16

Projects (building or rehabilitation, support to access)

Housing

10

municipalities invested local budget



1123

IDs provided by

9

municipalities



48

Activities implemented Culture

(8 April, 16 May, 2 August intercultural events)

23

municipalities invested local budget



46

Mediation

mediators and Roma experts recruited by

20

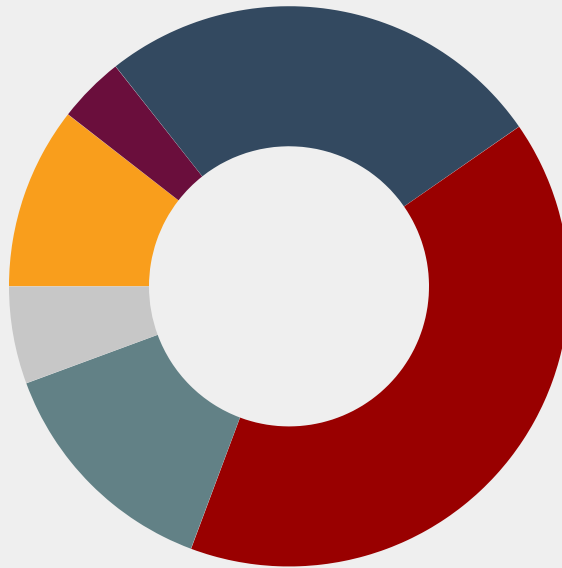
municipalities

ROMACT in Romania

 Snapshot October 2020

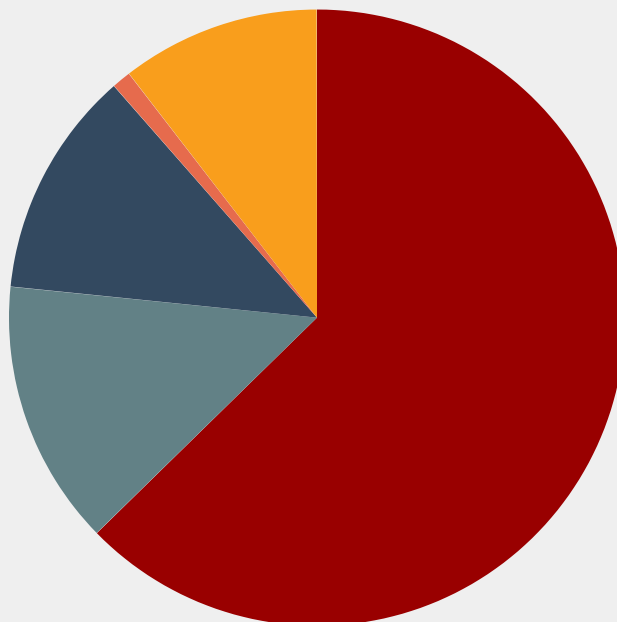
Examples of activities from the Joint Action Plans / Strategies implemented

Distribution by field

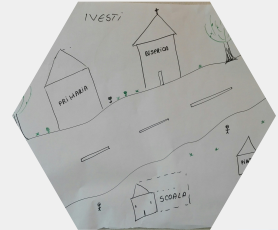


■ Housing (10.53%)
 ■ Employment (3.86%)
 ■ Education (25.96%)
■ Infrastructure (40.35%)
 ■ Health (13.68%)
 ■ Others (culture, IDs, etc.) (5.61%)

Sources of funding



■ Local budget (62.69%)
 ■ National funds (13.93%)
 ■ European funds (11.94%)
■ UN funds (1%)
■ Others (Private companies, NGOs, fundraising campaigns) (10.45%)



ROMACT in Romania



Snapshot October 2020

284

training and coaching sessions

Examples of capacity building activities

Cluj
CAGs training on community mobilisation

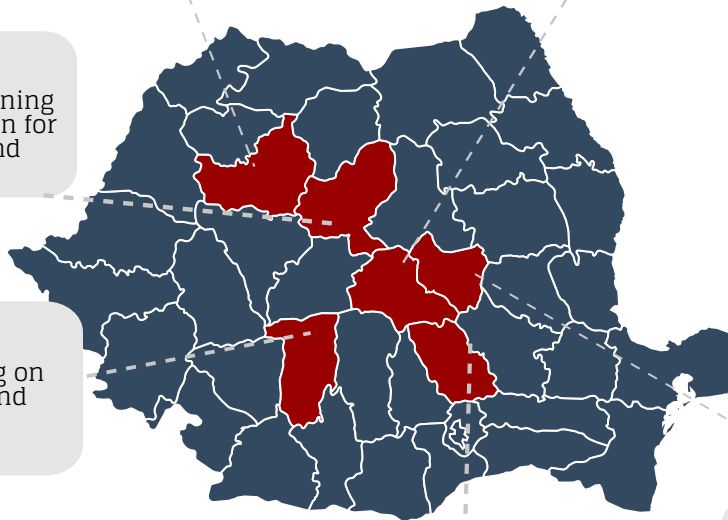
Poiana Brasov
Project Management certified Training
10 municipalities represented

Sarmasu
Local authorities training on children protection for children left behind

"An opportunity provided at an adequate moment. Thank you for the chance to attend this training course – I have been waiting for it in the last 10 years!"

A municipal civil servant after a certified EU funds expert training

Dragasani
Local Authorities training on accessing structural and cohesion funds



Mizil
Local Authorities and CAG joint coaching on EEA and Norwegian Grants 2014-2021

Covasna
Partnership management Training
12 municipalities

2563

participants to training & coaching sessions

Training target groups



- Local Authorities (LA) (54.73%)
- CAG (26.35%)
- LA & CAG (14.86%)
- Other (4.05%)



ROMACT

Evidence-based support to the national authorities

ROMACT reports and Guides are shared and debated with local, national and European stakeholders, including mayors, associations of municipalities, ministries and European Commission representatives



The implementation of ROMACT Programme implies joint planning with the participation of local communities, revision and update of strategies and plans for Roma inclusion, as well as their integration into the mainstream municipal development strategies and plans.

The study prepared by ROMACT experts identified challenges met in Bulgaria regarding that act of the process. It contributes to the work on mainstreaming of the issues of the vulnerable and marginalized communities, including Roma, in the strategies and plans of municipalities in Bulgaria.

Guide on Social Housing Allocation Criteria

CRITERII DE ATRIBUIRE A LOCUINTELOR SOCIALE
GHID pentru autorități publice locale



This Guide is based on continuous needs assessment in ROMACT municipalities



It comes in support to the Romanian local authorities to better understand the social housing allocation methodology and promote the prevention of discriminatory policies in access to housing.

It combines both legal and social approaches and exemplifies potential restrictive criteria as well as criteria that are accessible and already used by some municipalities.

Read the guide

<http://coe-romact.org/resources>



Analysis of Municipal Development Plans & Integrated Urban Reconstruction & Development plans of municipalities participating in ROMACT

Other ROMACT Reports

➕ Report on the Situation of Social Economy Structures in the ROMACT municipalities

➕ Urban CLLD Projects in Romania. Report on challenges encountered by Local Public Authorities in nine ROMACT municipalities in implementing the 2014-2020 Projects and Recommendations of the Programming period 2021-2027