

ROMACT infographics



Snapshot September 2018

*the ROMACT process takes between 18 and 22 months of implementation

89 in
BULGARIA & ROMANIA

25 000 €

invested by ROMACT /
municipality / year

Municipalities in ROMACT (October 2013 - September 2018).

BULGARIA

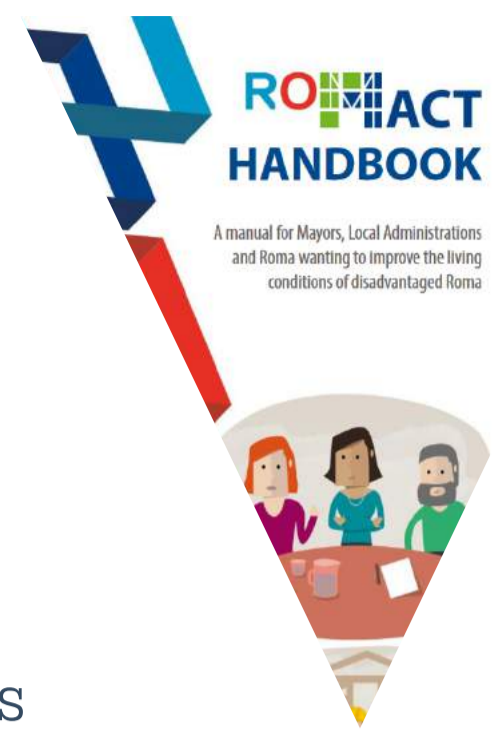


ROMANIA



Total figures comprise ongoing, closed
and excluded municipalities.

ROMACT Overview



The ROMACT Methodology consists in 4 steps, implemented over 18 - 22 months, as described in the ROMACT Handbook (available in the Resources section of ROMACT website: <http://coe-romact.org/>)



STEP 1 - Becoming Committed

89 /89

Municipalities committed to implement the ROMACT Programme



STEP 2- Agreeing on Needs and Plans

89 /89

Local Capacity Assessment done



STEP 3 - Translating the Community Priorities List into concrete measures and projects

78 /89

have Joint Action Plans elaborated by the Community in cooperation with the Local Authorities.



STEP 4 - Funding, implementing and monitoring of the process

88 /89

Municipalities where Local Authorities were involved in ROMACT capacity building activities

89 /89

Municipalities appointed a Coordinator for the ROMACT Programme

83 /89

Municipalities where Community Needs were assessed

56 /89

Joint Action Plans adopted by Local Councils

89 /89

Municipalities where screening of funding was conducted with the help of ROMACT experts

58 /89

Municipalities created a Municipal Taskforce for Roma inclusion

83 /89

Municipalities where community priorities were listed in preparation for the Joint Action Plans

20 /89

Joint Action Plans included in the mainstream Local Development Strategies

53 /89

Municipalities where project proposals were submitted for funding

87 /89

Community Action Groups established

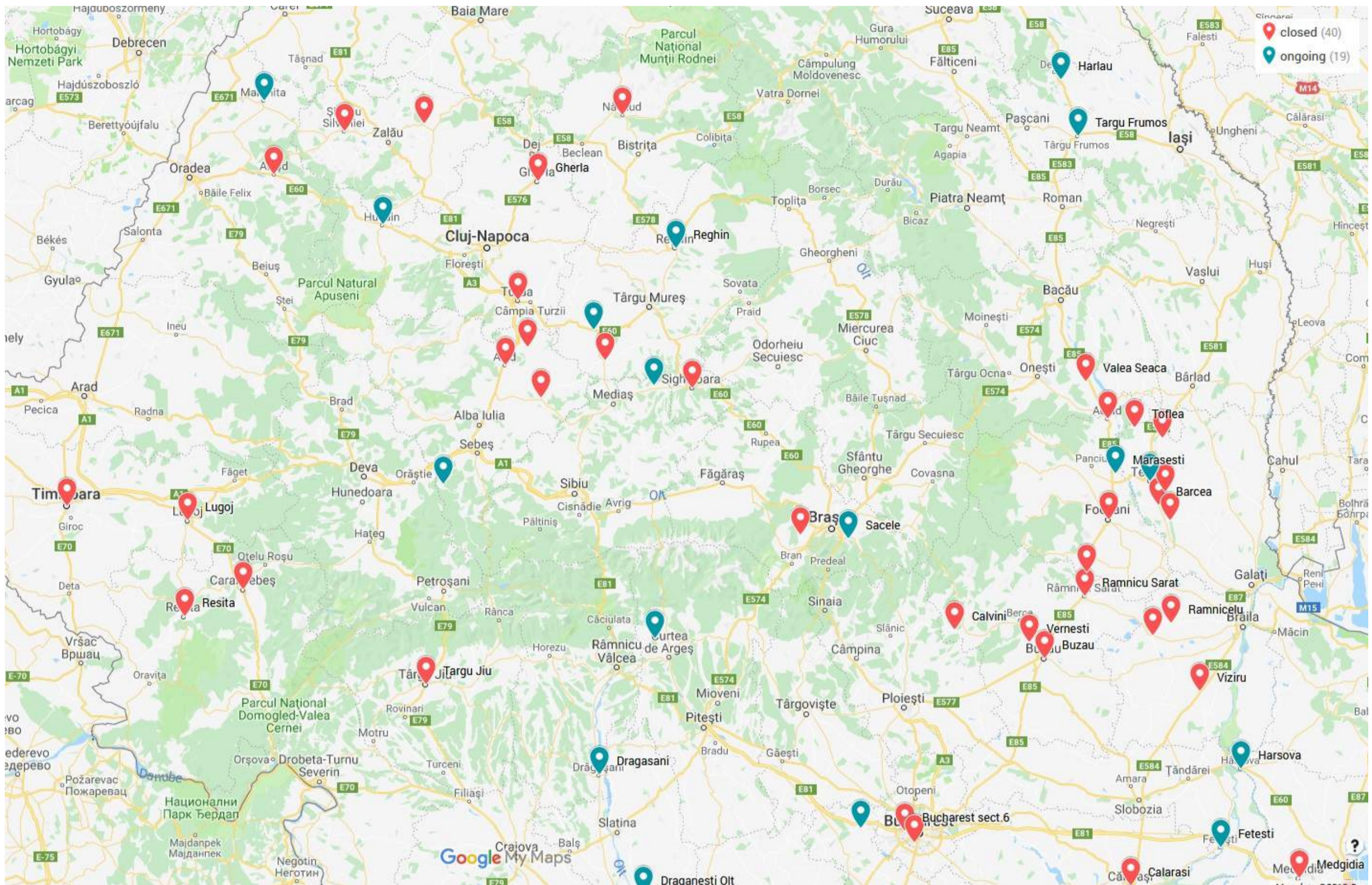
64 /89

Municipalities are implementing projects as a result of ROMACT

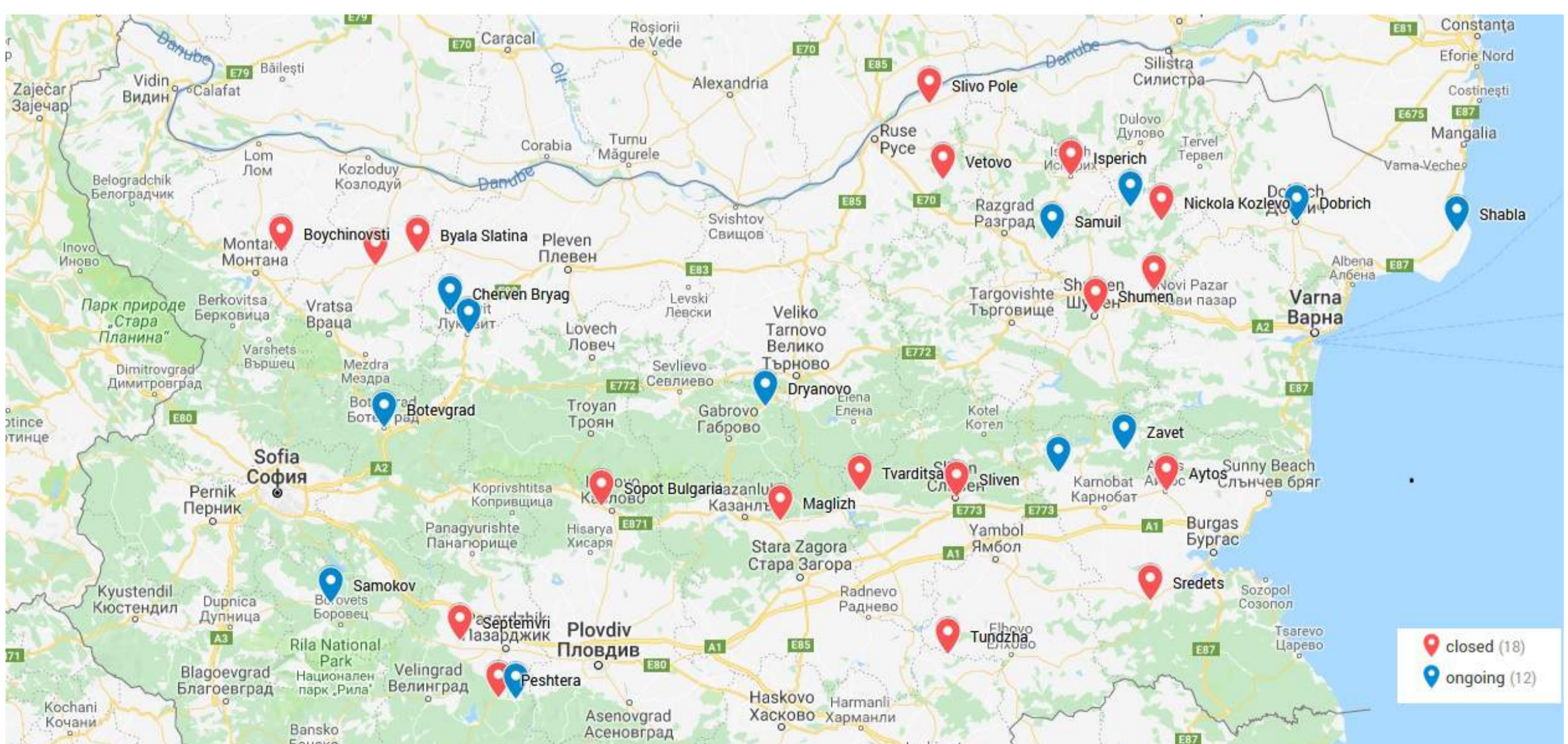
ROMACT in Romania



Snapshot September 2018



ROMACT in Bulgaria



ROMACT in Romania



Snapshot September 2018

ROMANIA



59
Municipalities*

* excluded municipalities are not counted in

39 Municipalities
ROMACT Cycle closed

20 Municipalities
ROMACT Cycle ongoing

Projects supported by ROMACT



25,000 €
invested by ROMACT /
municipality / year



103,848,505€

generated through 41 projects

21,902,966€

worth of projects currently
under evaluation

EXAMPLE

ROMACT in Marasesti

"Strategic actions for reducing number of people at poverty risk and social exclusion"

The main objective of the project is reducing the risk of poverty and social exclusion by introducing integrated measures to address the access to education, health, employment and housing. The focus of the activities is concentrated around education and employment, which represent the most pressing issues of the Roma community in Marasesti.

2,359,260 €

Funded under ESF, Human Capital Operational Program 'POCU - Axis 4.1 - Social inclusion and combating poverty in Roma marginalized communities



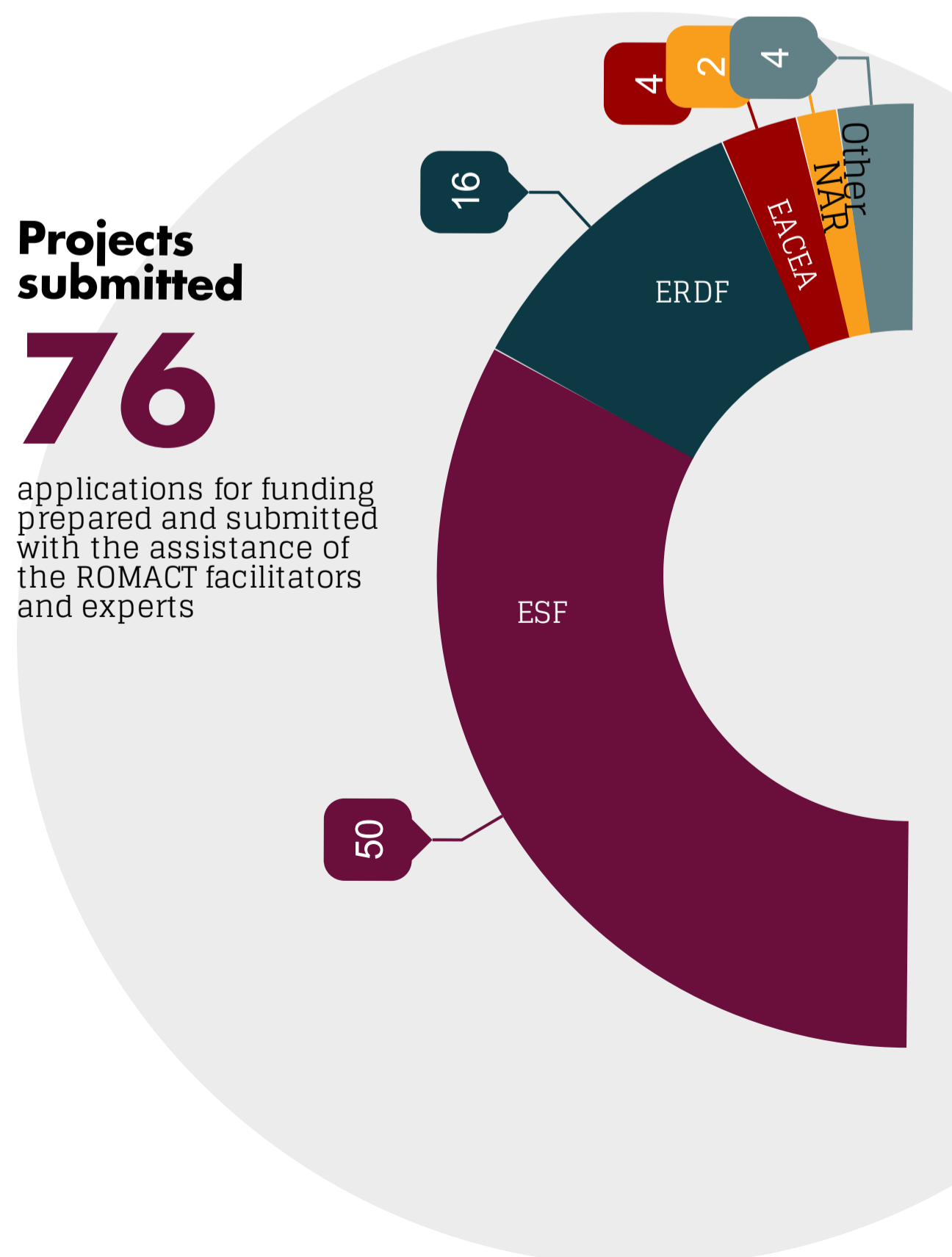
Expected results

The project will give access to "school after school" and leisure activities to 130 children and offer counselling services, vocational training and support to business creation for 375 people. It will also improve access to the community with road rehabilitation.

Projects submitted

76

applications for funding prepared and submitted with the assistance of the ROMACT facilitators and experts



ROMACT in Romania



Snapshot September 2018

EXAMPLES

ROMACT in Harlau

Asphalting of Pastorel Teodoreanu and Eternitate Streets



**Approximately
1,000,000€**

Funded by the municipality and the State

Beneficiaries

The project benefits to the entire community living nearby (800 inhabitants, mainly Roma)

ROMACT in Bolintin Vale

Sincer BV - Integrated services and nondiscrimination for Roma community



1,596,257€

Funded under the under ESF, Human Capital Operational Program- POCU - Axis 4.1

100,000€

dedicated to intensive education support for 206 pupils

Beneficiaries

560 disadvantaged inhabitants for 2 years

ROMACT in Sacele

Provision of public transportation for pupils from Garcini District



20,000 €

Funded by the municipality

Beneficiaries

500 pupils are able to access schools located outside the district

ROMACT in Medgidia

Construction of 48 Social Apartments in Dezrobirii Street



2,775,000€

Funded under by the Ministry of Regional Development, Public Administration and European Funds

Beneficiaries

The construction of 4 blocks benefits 300 persons out of which 180 are of Roma ethnicity

ROMACT in Romania



Snapshot September 2018

229

different interventions, measures and activities funded mainly through local, regional and national budgets

Examples of activities from the Joint Action Plans / Strategies implemented

Small Infrastructure

projects implemented

(water & sewage systems repair, cleaning, speed bumpers, waste collection set up)

15

cities invested local budget



Health

related activities

(information/vaccination campaigns, support in registering for health insurance/ family GP etc.)

18

cities invested local budget

Social housing

projects (building or rehabilitation)

9

cities invested local budget



Mediation

mediators and Roma experts hired by local authorities

10

municipalities

Education

projects implemented

(Second Chance schools, School after school Programmes, campaigns against drop-out, kindergartens construction)

23

cities invested local budget



IDs

ownership or registration cases addressed by local authorities in 5 municipalities

5

cities invested local budget

Infrastructure

projects implemented

(roads, bridges, sewage and electricity network constructions)

23

cities invested local budget



ROMACT in Romania



Snapshot September 2018

197

training and coaching sessions in two years

Examples of capacity building activities

Jibou
CAG training on fundraising at local level

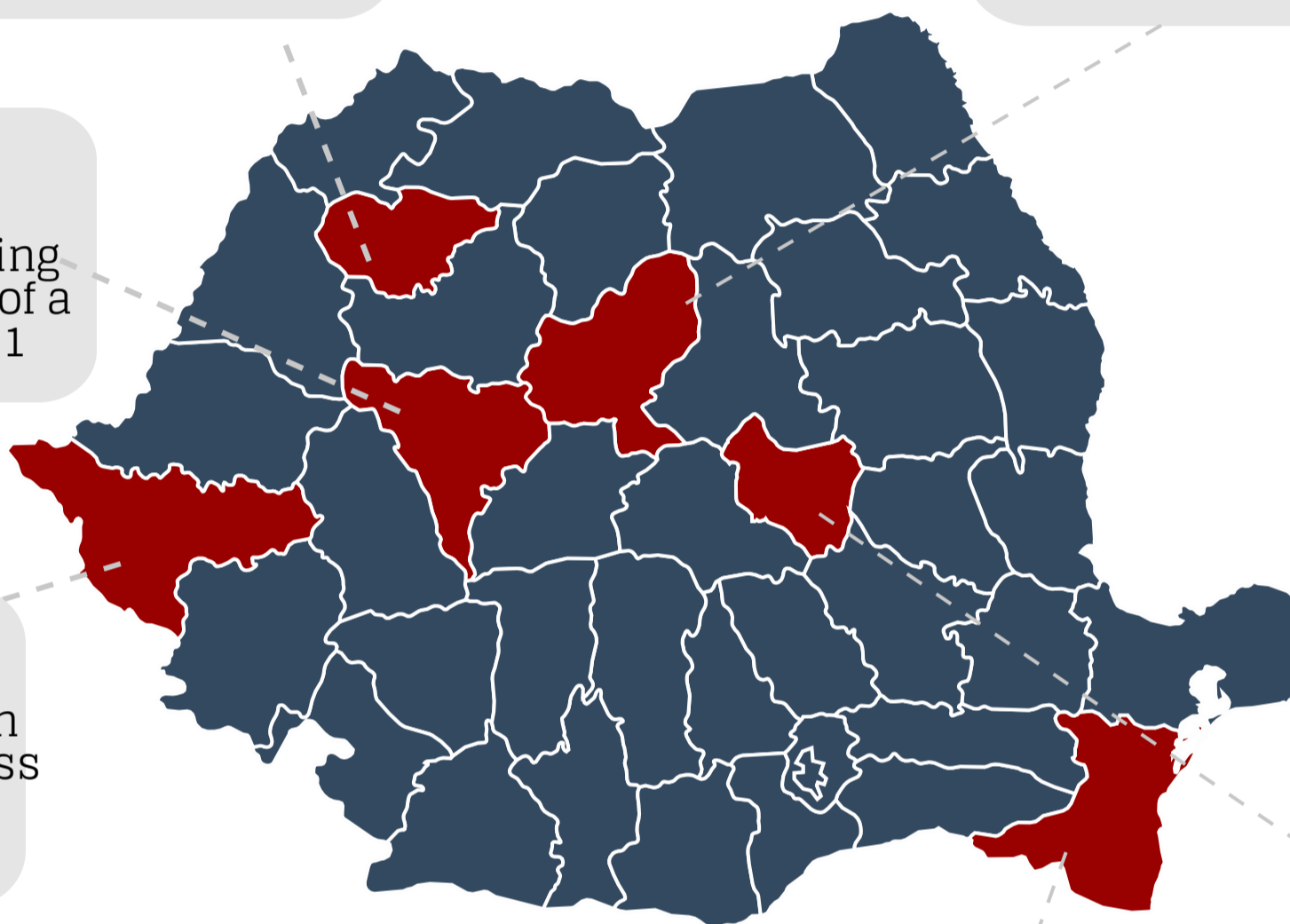
Iernut
Local Authorities coaching on the preparation of cadastral documents to apply for ROP 3.1 (ERDF) funding

Cugir
Local authorities coaching on the implementation of a project under POCU 4.1

" The ROMACT training I participated in increased my knowledge very much. I would summarize everything in one word: professional! Municipal training activities are now organised following that model "

Mayor of Bolintin Vale

Lugoj
Local authorities training on strategic planning and access to EU funds



Harsova
CAG training on the role and rules of the Local Council

Covasna
Public procurement experts training for municipalities **12**

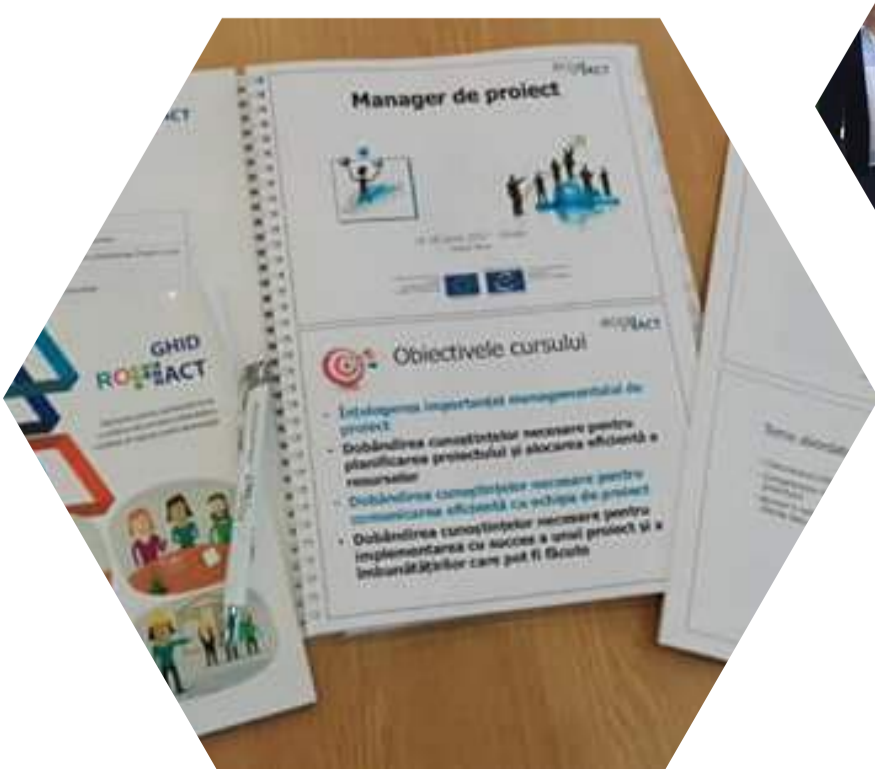
1503

participants to training and coaching sessions

Training target groups



■ Local Authorities (LA) (49.24%)
■ CAG (29.95%) ■ LA & CAG (14.21%)
■ Other (6.60%)



ROMACT in Bulgaria

BULGARIA



Snapshot September 2018

30

Municipalities*

18

Municipalities
Cycle closed

12

Municipalities
ROMACT Cycle ongoing

* excluded municipalities are not counted

Projects supported by ROMACT



25,000 €

invested by ROMACT / municipality / year



6,988,045€

generated through 16 projects

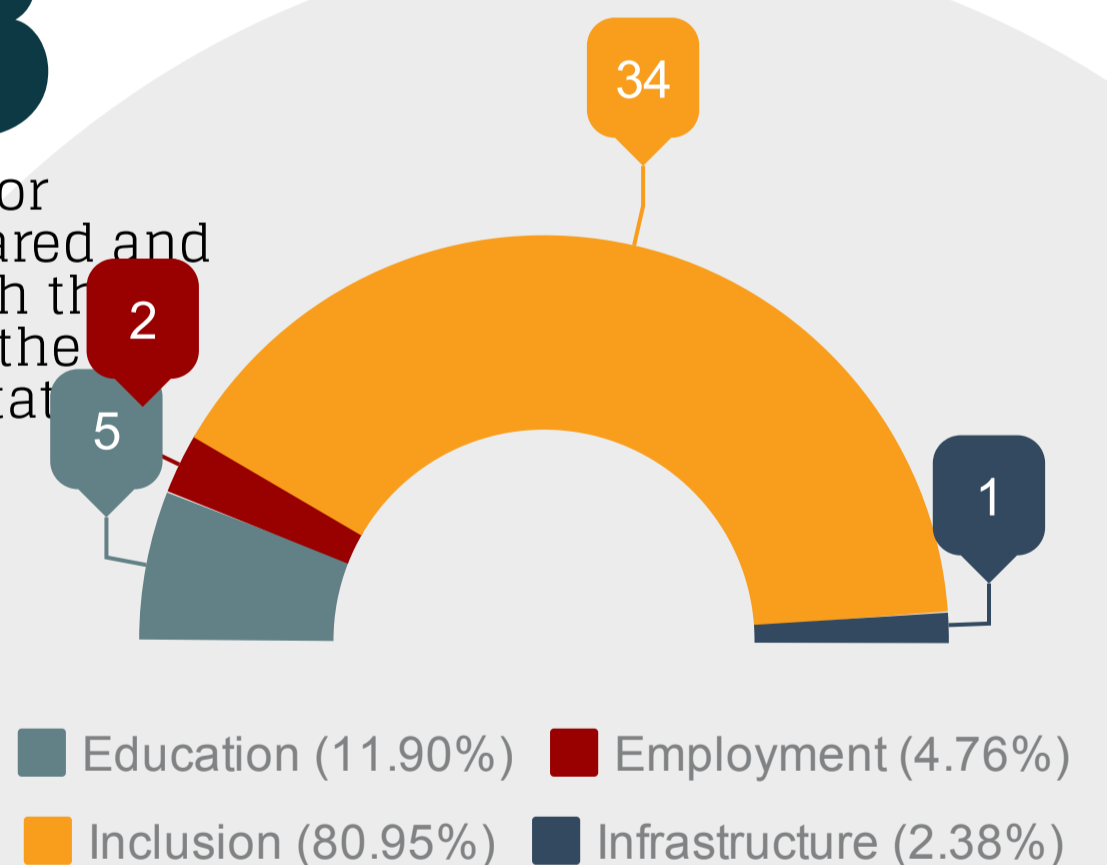


14,176,175 €

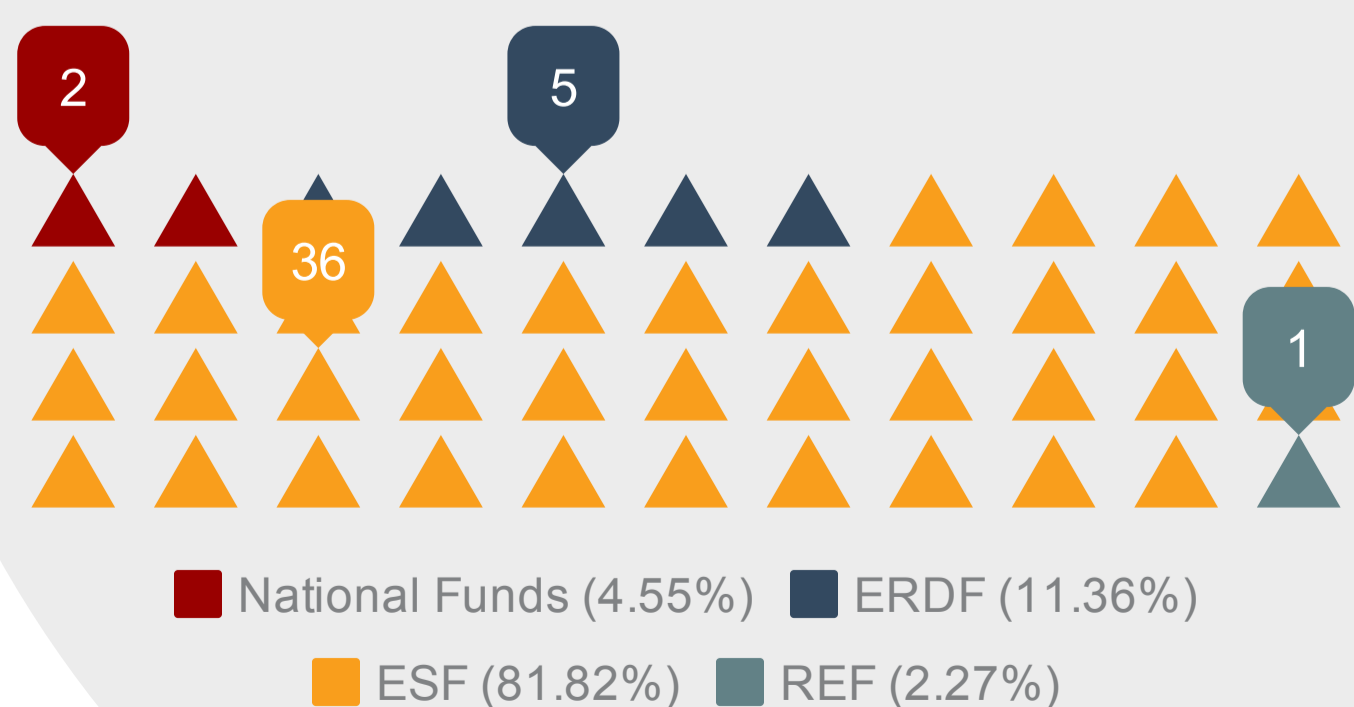
worth of projects currently under evaluation

43

applications for funding prepared and submitted with the assistance of the ROMACT facilitators and experts



Distribution by field



Funding sources

EXAMPLES

ROMACT in Dobrich

Programme- Equal access to quality education

Ensuring equal access to education is one of the main priorities identified by the Community Action Group and is included in the Joint Action Plan

Beneficiaries

184 children from ethnic minorities.



19,500€ for a year

Funded by the Center for educational integration of children and students from ethnic minorities, Ministry of Education

ROMACT in Botevgrad

Recruitment of 6 school mediators

The need of personnel able to work in a multicultural environment, including school mediators, was raised by the Community Action Group

Beneficiaries

Around 2800 pupils in Botevgrad



Approx. 24,410 €

Funded by the municipality



ROMACT in Bulgaria

BULGARIA




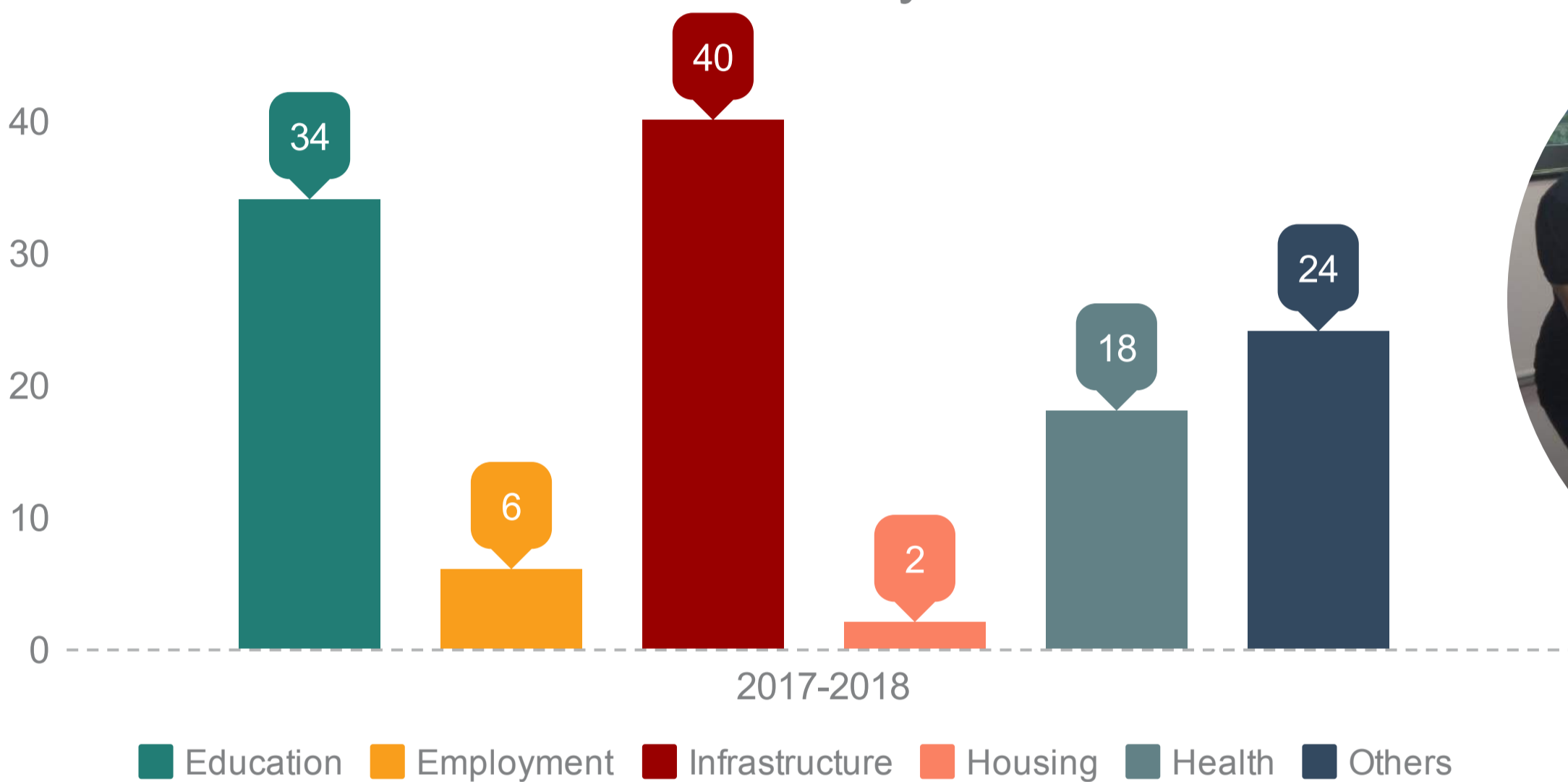
Snapshot September 2018

Examples of activities from the Joint Action Plans / Strategies implemented


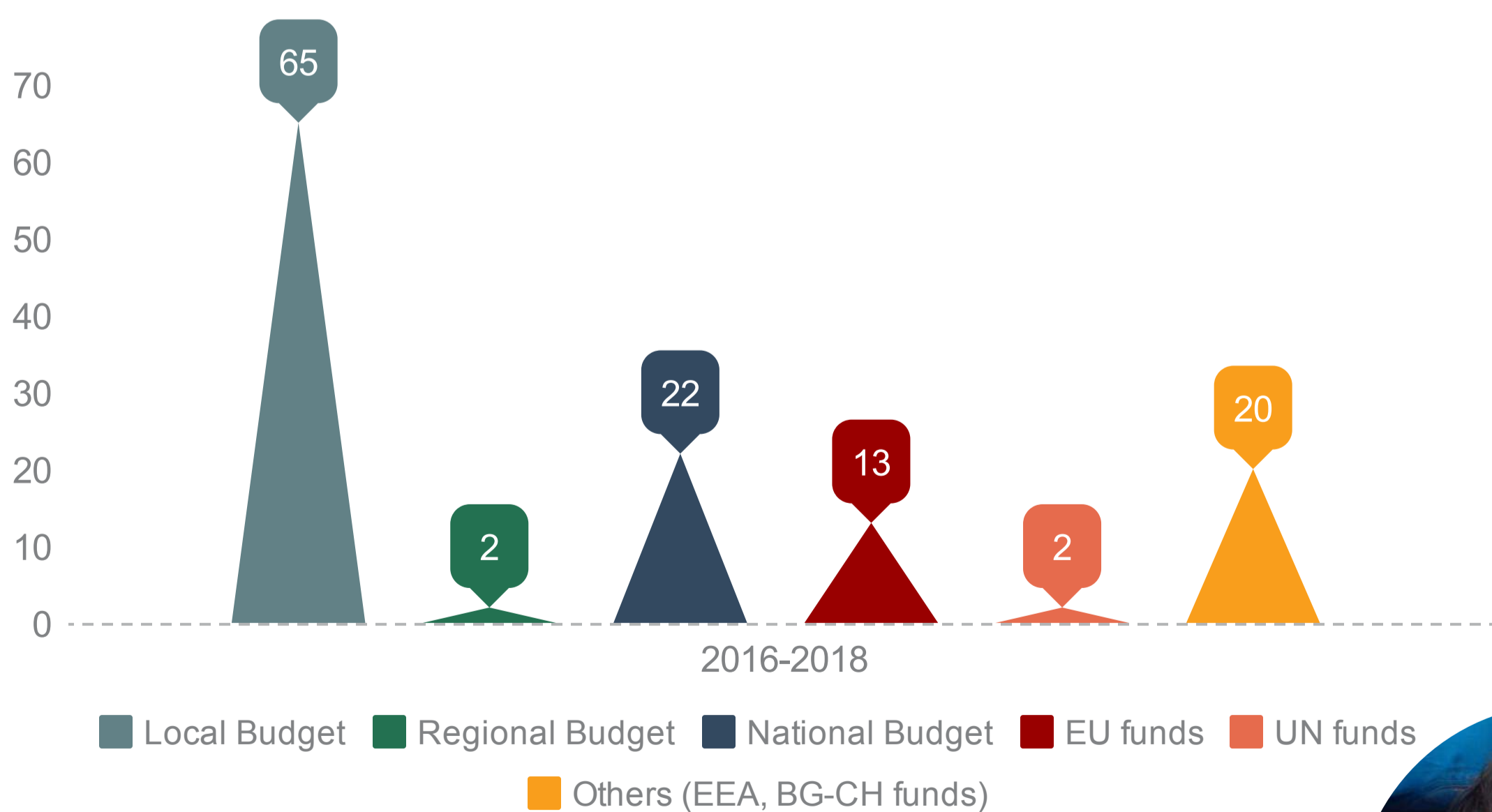
124

different interventions, measures and activities funded mainly through local, regional and national budgets

Distribution by field



Distribution by sources of funding



ROMACT in Bulgaria

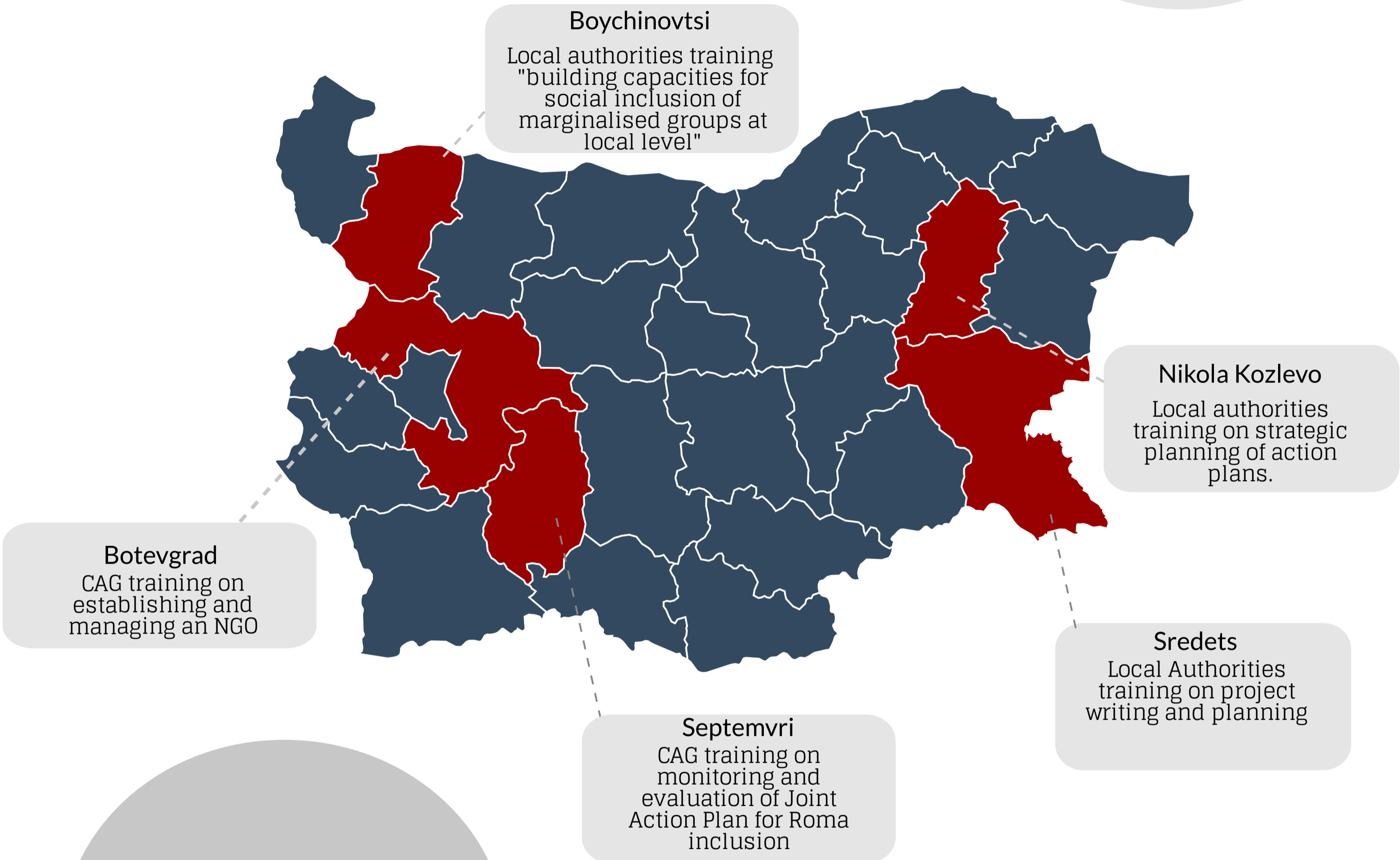


Snapshot September 2018

162

training and coaching sessions in two years

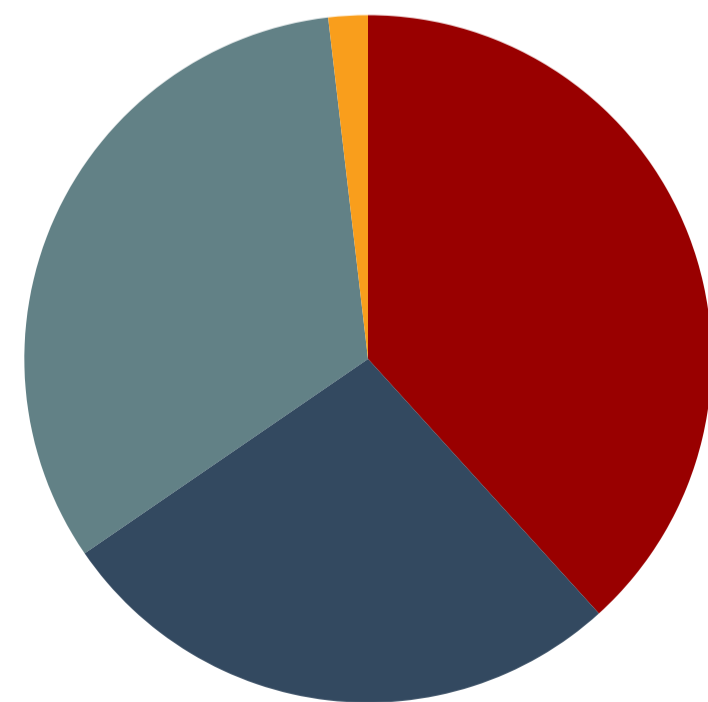
Examples of capacity building activities



1407

participants to training and coaching sessions

Training target groups



■ Local Authorities (LA) (38.27%)
 ■ CAG (27.16%)
 ■ LA & CAG (32.72%)
 ■ Other (1.85%)